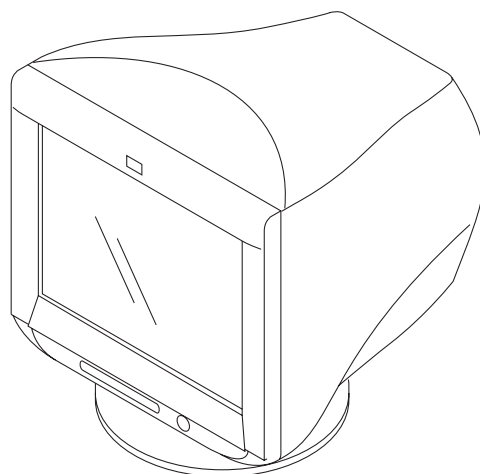


P4819

SERVICE MANUAL



US Model
Canadian Model
AEP Model
S. Hemisphere Model
Japan Model
Chinese Model
Chassis No. SCC-L33S-A

CR1 CHASSIS

SPECIFICATIONS

CRT	0.24 mm aperture grille pitch 21 inches measured diagonally 90-degree deflection FD Trinitron	Deflection frequency*	Horizontal: 30 to 130 kHz Vertical: 48 to 170 Hz
Viewable image size	Approx. 403.8 × 302.2 mm (w/h) (16 × 12 inches) 19.8" viewing image	AC input voltage/current Power consumption Dimensions Mass Plug and Play	100 to 240 V, 50 – 60 Hz, 2.0 – 1.0 A Approx. 145 W Approx. 497 × 502 × 490.3 mm (w/h/d) Approx. 30.5 kg DDC2B/DDC2Bi, GTF**
Resolution	Recommended		
Input signal levels	Horizontal: 1600 dots Vertical: 1200 lines Video signal Analog RGB: 0.700 Vp-p (positive), 75 Ω SYNC signal H/V separate or composite sync: TTL 2 kΩ, Polarity free Sync on Green: 0.3 Vp-p (negative)	* Recommended horizontal and vertical timing condition	
Standard image area	Approx. 388 × 291 mm (w/h) (15 3/8 × 11 1/2 inches) or Approx. 364 × 291 mm (w/h) (14 3/8 × 11 1/2 inches)		<ul style="list-style-type: none">• Horizontal sync width duty should be more than 4.8% of total horizontal time or 0.8 μs, whichever is larger.• Horizontal blanking width should be more than 2.3 μsec.• Vertical blanking width should be more than 450 μsec. ** If the input signal is Generalized Timing Formula (GTF) compliant, the GTF feature of the monitor will automatically provide an optimal image for the screen.

Design and specifications are subject to change without notice.

21-inch Color Monitor

HP

SAFETY CHECK-OUT

After correcting the original service problem, perform the following safety checks before releasing the set to the customer:

1. Check the area of your repair for unsoldered or poorly-soldered connections. Check the entire board surface for solder splashes and bridges.
2. Check the interboard wiring to ensure that no wires are “pinched” or contact high-wattage resistors.
3. Check that all control knobs, shields, covers, ground straps, and mounting hardware have been replaced. Be absolutely certain that you have replaced all the insulators.
4. Look for unauthorized replacement parts, particularly transistors, that were installed during a previous repair. Point them out to the customer and recommend their replacement.
5. Look for parts which, though functioning, show obvious signs of deterioration. Point them out to the customer and recommend their replacement.
6. Check the line cords for cracks and abrasion. Recommend the replacement of any such line cord to the customer.
7. Check the B+ and HV to see if they are specified values. Make sure your instruments are accurate; be suspicious of your HV meter if sets always have low HV.
8. Check the antenna terminals, metal trim, “metallized” knobs, screws, and all other exposed metal parts for AC Leakage. Check leakage as described below.

LEAKAGE TEST

The AC leakage from any exposed metal part to earth ground and from all exposed metal parts to any exposed metal part having a return to chassis, must not exceed 0.5 mA (500 microamperes).

Leakage current can be measured by any one of three methods.

1. A commercial leakage tester, such as the Simpson 229 or RCA WT-540A. Follow the manufacturers’ instructions to use these instruments.
2. A battery-operated AC milliammeter. The Data Precision 245 digital multimeter is suitable for this job.
3. Measuring the voltage drop across a resistor by means of a VOM or battery-operated AC voltmeter. The “limit” indication is 0.75 V, so analog meters must have an accurate low-voltage scale. The Simpson 250 and Sanwa SH-63Trd are examples of a passive VOMs that are suitable. Nearly all battery operated digital multimeters that have a 2 V AC range are suitable. (See Fig. A)

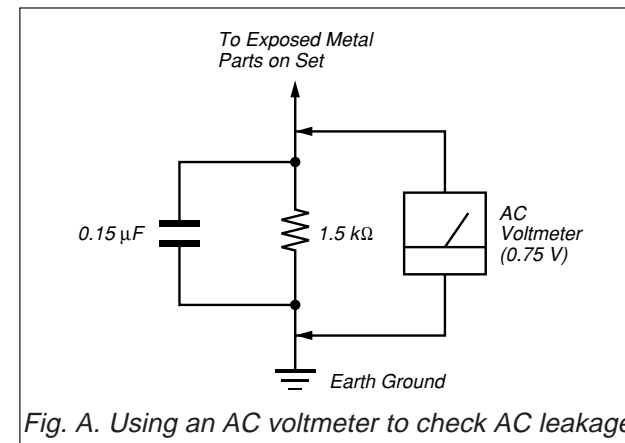


Fig. A. Using an AC voltmeter to check AC leakage.

WARNING!!

NEVER TURN ON THE POWER IN A CONDITION IN WHICH THE DEGAUSS COIL HAS BEEN REMOVED.

SAFETY-RELATED COMPONENT WARNING!!

COMPONENTS IDENTIFIED BY SHADING AND MARK \triangle ON THE SCHEMATIC DIAGRAMS, EXPLODED VIEWS AND IN THE PARTS LIST ARE CRITICAL FOR SAFE OPERATION. REPLACE THESE COMPONENTS WITH SONY PARTS WHOSE PART NUMBERS APPEAR AS SHOWN IN THIS MANUAL OR IN SUPPLEMENTS PUBLISHED BY SONY. CIRCUIT ADJUSTMENTS THAT ARE CRITICAL FOR SAFE OPERATION ARE IDENTIFIED IN THIS MANUAL. FOLLOW THESE PROCEDURES WHENEVER CRITICAL COMPONENTS ARE REPLACED OR IMPROPER OPERATION IS SUSPECTED.

AVERTISSEMENT!!

NE JAMAIS METTRE SOUS TENSION QUAND LA BOBINE DE DEMAGNETISATION EST ENLEVÉE.

**ATTENTION AUX COMPOSANTS RELATIFS À LA SÉCURITÉ!!
LES COMPOSANTS IDENTIFIÉS PAR UNE TRAME ET UNE MARQUE \triangle SONT CRITIQUES POUR LA SÉCURITÉ. NE LES REMPLACER QUE PAR UNE PIÈCE PORTANT LE NUMÉRO SPECIFIÉ. LES RÉGLAGES DE CIRCUIT DONT L'IMPORTANCE EST CRITIQUE POUR LA SÉCURITÉ DU FONCTIONNEMENT SONT IDENTIFIÉS DANS LE PRÉSENT MANUEL. SUIVRE CES PROCÉDURES LORS DE CHAQUE REMPLACEMENT DE COMPOSANTS CRITIQUES, OU LORSQU'UN MAUVAIS FONCTIONNEMENT EST SUSPECTÉ.**

POWER SAVING FUNCTION

This monitor meets the power-saving guidelines set by VESA, ENERGY STAR, and NUTEK. If no signal is input to the monitor from your computer, the monitor will automatically reduce power consumption as shown below.

Power mode	Power consumption	① (power) indicator
normal operation	≤ 135 W	green
active off* (deep sleep)**	≤ 3 W	amber
power off	Approx. 0 W	off

* When your computer enters power saving mode, the input signal is cut and NO SIGNAL appears on the screen before the monitor enters active off mode. After a few seconds, the monitor enters power saving mode.

** “Deep sleep” is power saving mode defined by the Environmental Protection Agency.

DIAGNOSIS

Failrre	Power LED
+B failure	Amber → Off (0.5 sec) (0.5 sec)
Horizontal / Vertical Deflection failure, Thermal protector	Amber → Off (1.5 sec) (0.5 sec)
ABL protector	Amber → Off (0.5 sec) (1.5 sec)
HV failure	Amber → Off → Amber → Off (0.25 sec) (0.25 sec) (0.25 sec) (1.25 sec)
Aging / Self Test	Amber → Off → Green → Off (0.5 sec) (0.5 sec) (0.5 sec) (0.5 sec)
Out of scan range	Green (OSD indication)

Aging Mode (Video Aging) : During Power Save, press MENU button for longer than 2 second.

Self Test (OSD Color Bar) : During Power Save, push  button for longer than 2 second.

TIMING SPECIFICATION

MODE AT PRODUCTION	MODE 1	MODE 2	MODE 3	MODE 4	MODE 5	MODE 6
RESOLUTION	640 X 480	1600 X 1200	1280 X 1024	1920 X 1440	640 X 400	1024 X 768
CLOCK	25.175 MHz	229.500 MHz	157.500 MHz	297.000 MHz	25.175 MHz	94.500 MHz
– HORIZONTAL –						
H-FREQ	31.469 kHz	106.250 kHz	91.146 kHz	112.500 kHz	31.469 kHz	68.677 kHz
	usec	usec	usec	usec	usec	usec
H. TOTAL	31.778	9.412	10.971	8.889	31.778	14.561
H. BLK	6.356	2.440	2.844	2.424	6.356	3.725
H. FP	0.636	0.279	0.406	0.485	0.636	0.508
H. SYNC	3.813	0.837	1.016	0.754	3.813	1.016
H. BP	1.907	1.325	1.422	1.185	1.907	2.201
H. ACTIV	25.422	6.972	8.127	6.465	25.422	10.836
– VERTICAL –						
V. FREQ (HZ)	59.940 Hz	85.000 Hz	85.024 Hz	75.000 Hz	69.931 Hz	84.997 Hz
	lines	lines	lines	lines	lines	lines
V. TOTAL	525	1250	1072	1500	450	808
V. BLK	45	50	48	60	50	40
V. FP	10	1	1	1	12	1
V. SYNC	2	3	3	3	2	3
V. BP	33	46	44	56	36	36
V. ACTIV	480	1200	1024	1440	400	768
– SYNC –						
INT (G)	NO	NO	NO	NO	NO	NO
EXT (H/V)/POLARITY	YES N/N	YES P/P	YES P/P	YES N/P	YES N/N	YES P/P
EXT (CS)/POLARITY	NO	NO	NO	NO	NO	NO
INT/NON INT	NON INT	NON INT	NON INT	NON INT	NON INT	NON INT

MODE AT PRODUCTION	MODE 7	MODE 8	MODE 9	MODE 10
RESOLUTION	1280 X 1024	1600 X 1200	1800 X 1440	1920 X 1440
CLOCK	135.000 MHz	234.780 MHz	299.000 MHz	341.000 MHz
– HORIZONTAL –				
H-FREQ	79.976 kHz	107.108 kHz	120.565 kHz	128.485 kHz
	usec	usec	usec	usec
H. TOTAL	12.504	9.336	8.294	7.783
H. BLK	3.022	2.522	2.274	2.152
H. FP	0.119	0.511	0.472	0.457
H. SYNC	1.067	0.750	0.666	0.622
H. BP	1.837	1.261	1.137	1.073
H. ACTIV	9.481	6.815	6.020	5.630
– VERTICAL –				
V. FREQ (HZ)	75.025 Hz	85.006 Hz	80.003 Hz	84.977 Hz
	lines	lines	lines	lines
V. TOTAL	1066	1260	1507	1512
V. BLK	42	60	67	72
V. FP	1	1	1	1
V. SYNC	3	3	3	3
V. BP	38	56	63	68
V. ACTIV	1024	1200	1440	1440
– SYNC –				
INT (G)	NO	NO	NO	NO
EXT (H/V)/POLARITY	YES P/P	YES N/P	YES N/P	YES P/P
EXT (CS)/POLARITY	NO	NO	NO	NO
INT/NON INT	NON INT	NON INT	NON INT	NON INT

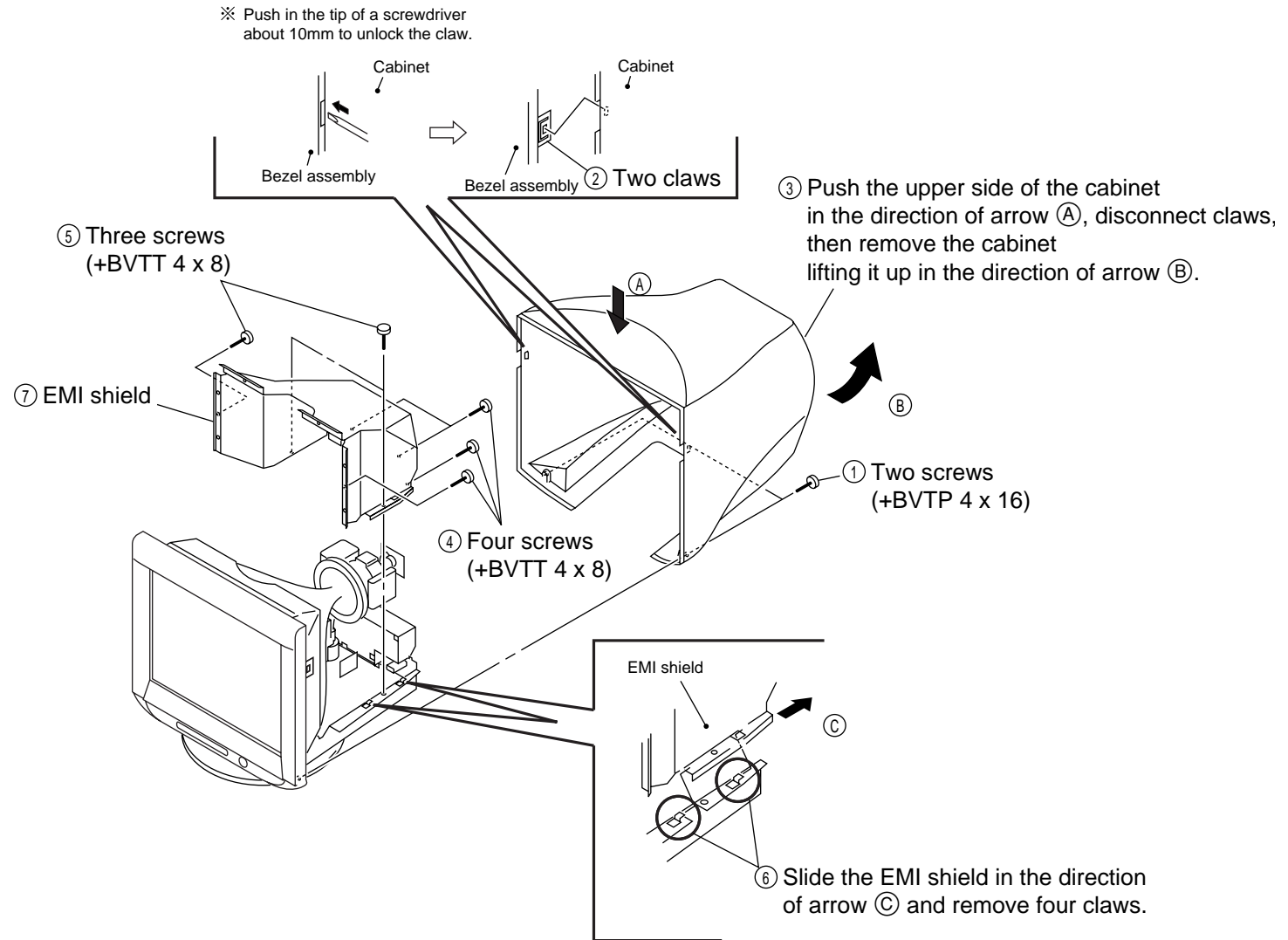
2001.7.3 VER.

TABLE OF CONTENTS

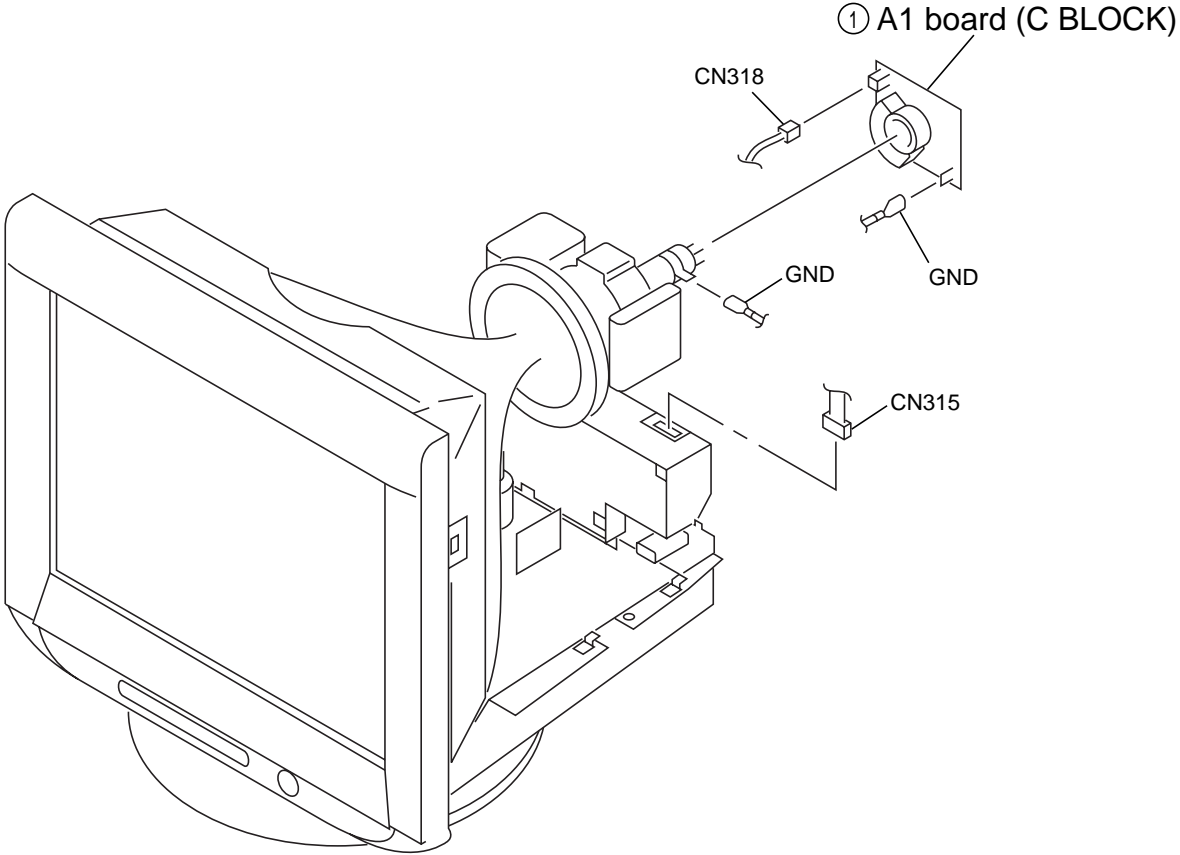
<u>Section</u>	<u>Title</u>	<u>Page</u>	<u>Section</u>	<u>Title</u>	<u>Page</u>
1. DISASSEMBLY			4-4.	Schematic Diagrams and Printed Wiring Boards	4-6
1-1.	Cabinet Removal	1-1	(1)	Schematic Diagram of A1 Board	4-8
1-2.	A1 Board (C BLOCK) Removal	1-2	(2)	Schematic Diagrams of D (Ⓐ, Ⓑ, Ⓒ) Board ..	4-10
1-3.	A1 Board Removal	1-3	(3)	Schematic Diagram of DA Board	4-14
1-4.	Bezel Assembly, H7 Board Removal	1-4	(4)	Schematic Diagram of H7 Board	4-16
1-5.	D Board Removal	1-5	(5)	Schematic Diagram of L2 Board	4-18
1-6.	Service Position	1-6	(6)	Schematic Diagram of N Board	4-20
1-7.	Picture Tube Removal	1-7	4-5.	Semiconductors	4-22
1-8.	Harness Location	1-9			
2. SAFETY RELATED ADJUSTMENT		2-1	5. EXPLODED VIEWS		5-1
3. ADJUSTMENTS		3-1	5-1.	Chassis	5-2
4. DIAGRAMS			5-2.	Picture Tube	5-3
4-1.	Block Diagrams	4-1	5-3.	Packing Materials	5-4
4-2.	Frame Schematic Diagram	4-4	6. ELECTRICAL PARTS LIST		6-1
4-3.	Circuit Boards Location	4-5			

SECTION 1 DISASSEMBLY

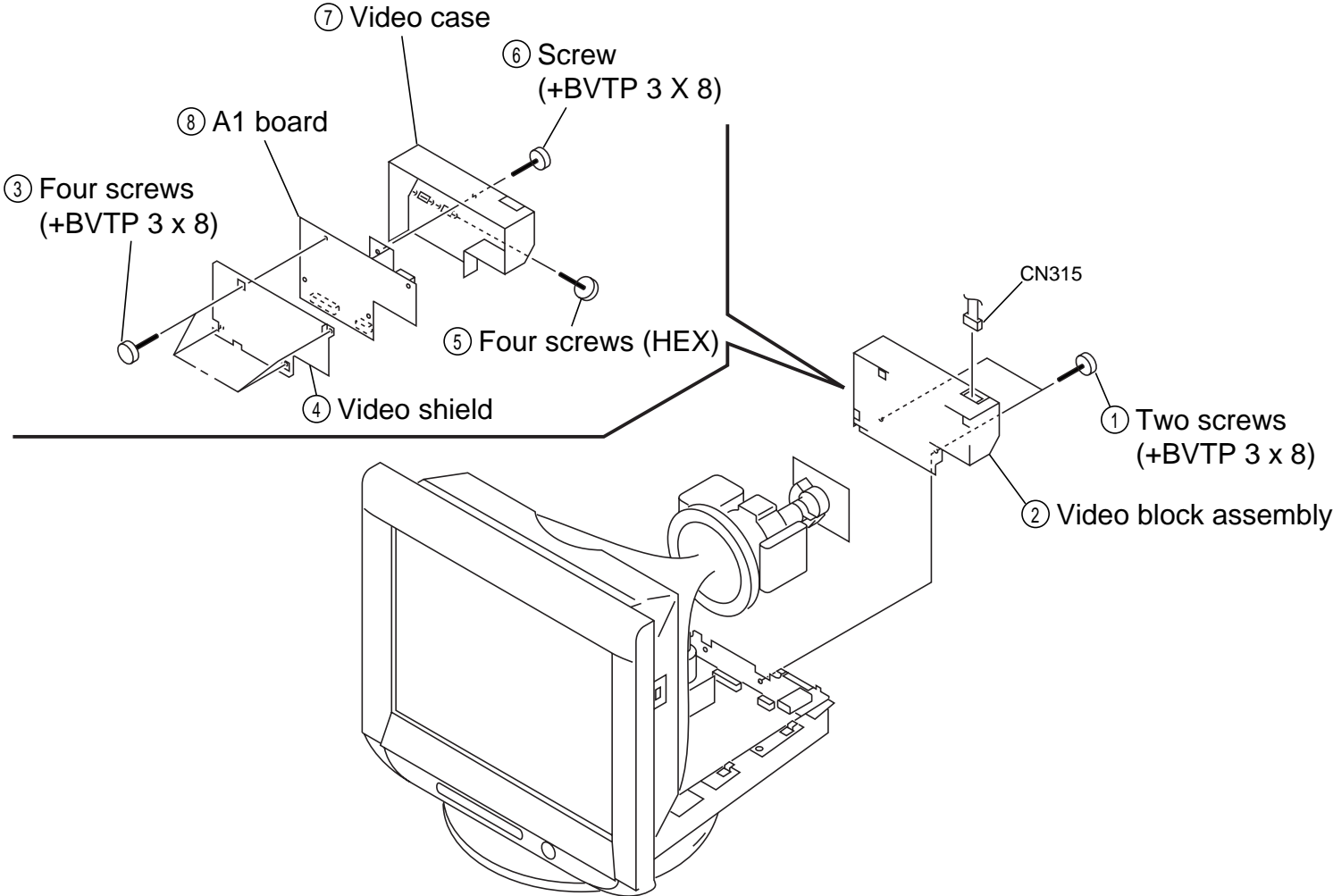
1-1. CABINET REMOVAL



1-2. A1 BOARD (C BLOCK) REMOVAL

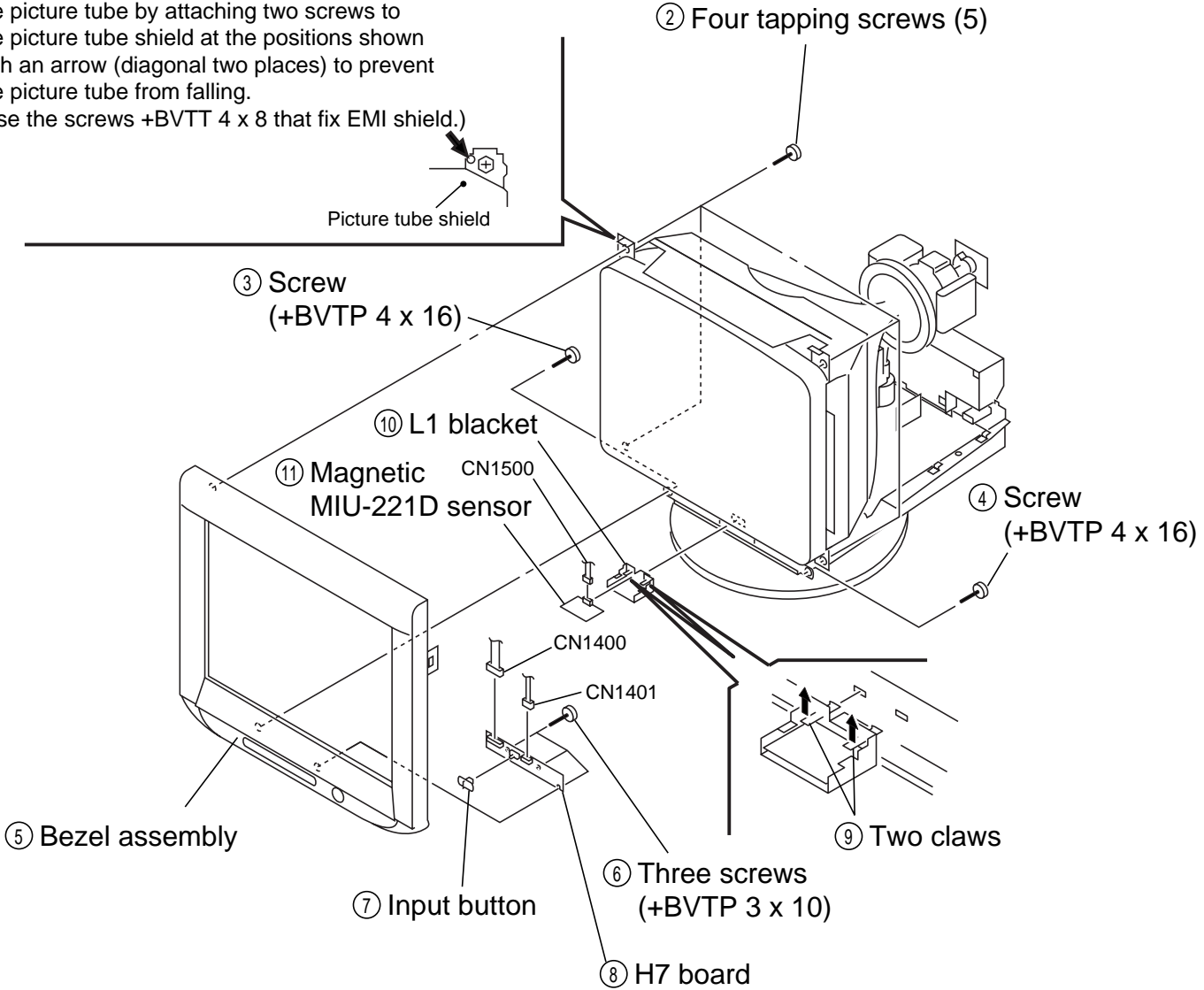


1-3. A1 BOARD REMOVAL

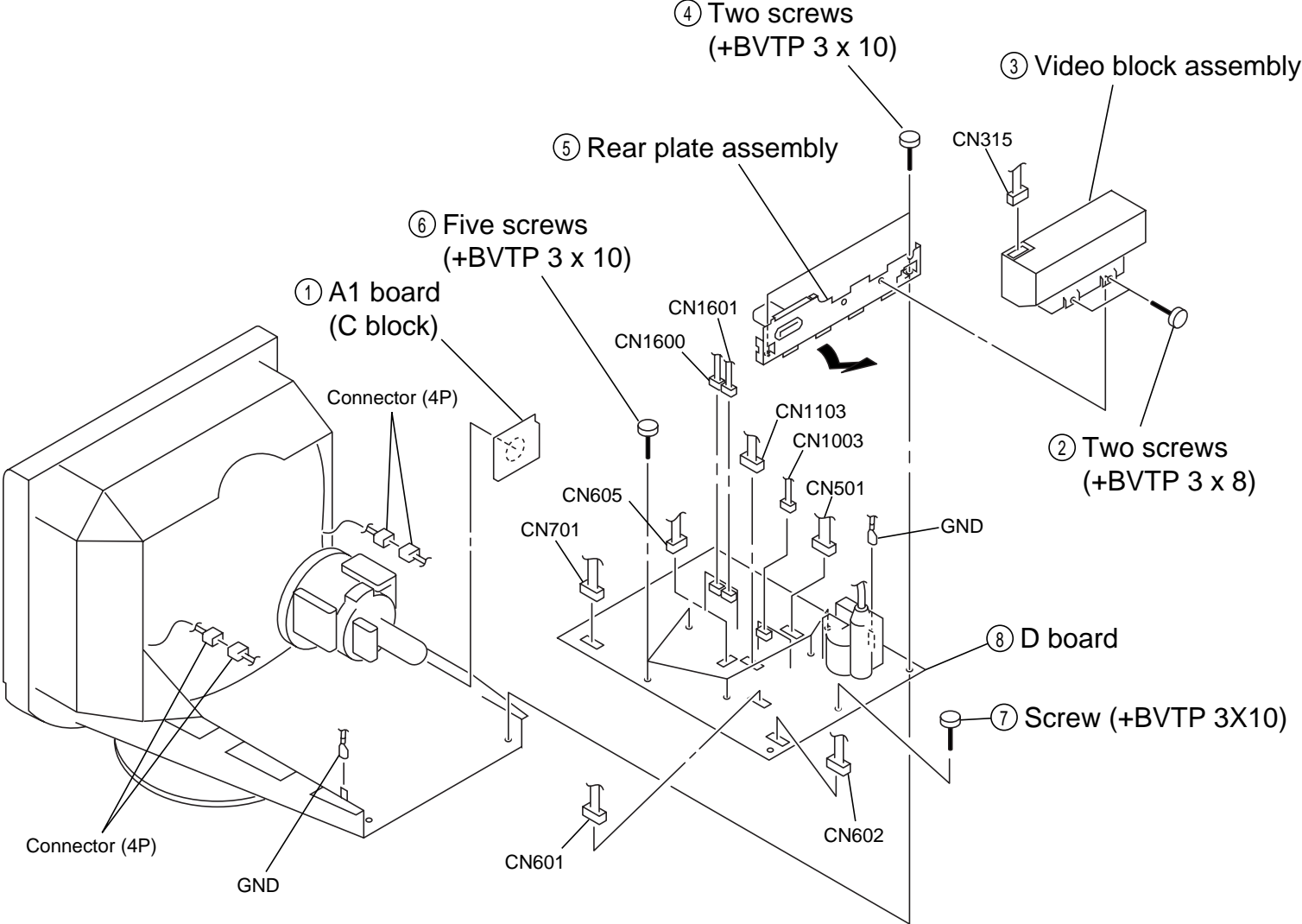


1-4. BEZEL ASSEMBLY, H7 BOARD REMOVAL

① Before removing the bezel assembly, secure the picture tube by attaching two screws to the picture tube shield at the positions shown with an arrow (diagonal two places) to prevent the picture tube from falling.
 (Use the screws +BVTT 4 x 8 that fix EMI shield.)

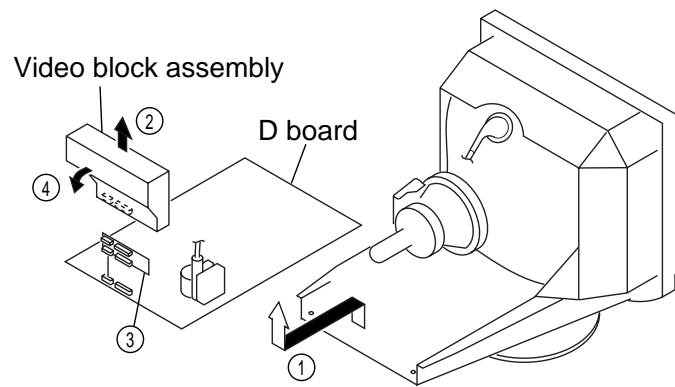


1-5. D BOARD REMOVAL

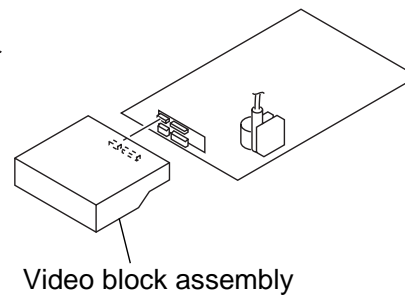


1-6. SERVICE POSITION

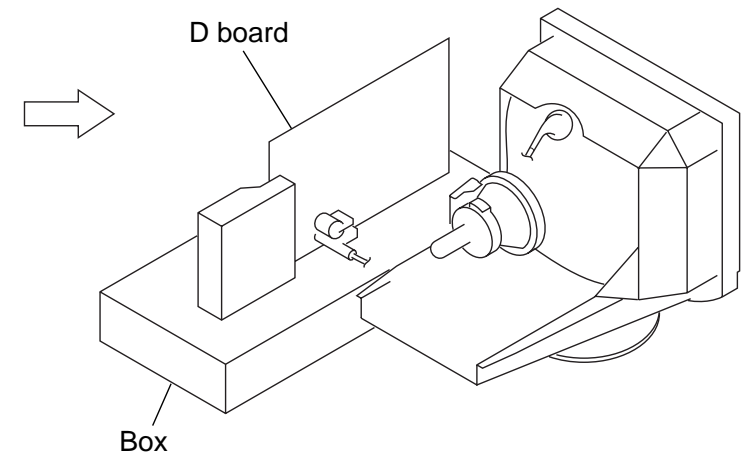
- ① Remove the D board.
- ② Remove the Video block assembly.
- ③ Install the Adaptor board (XT MOUNT) (A-1391-123-A).
- ④ Lay the Video block assembly.



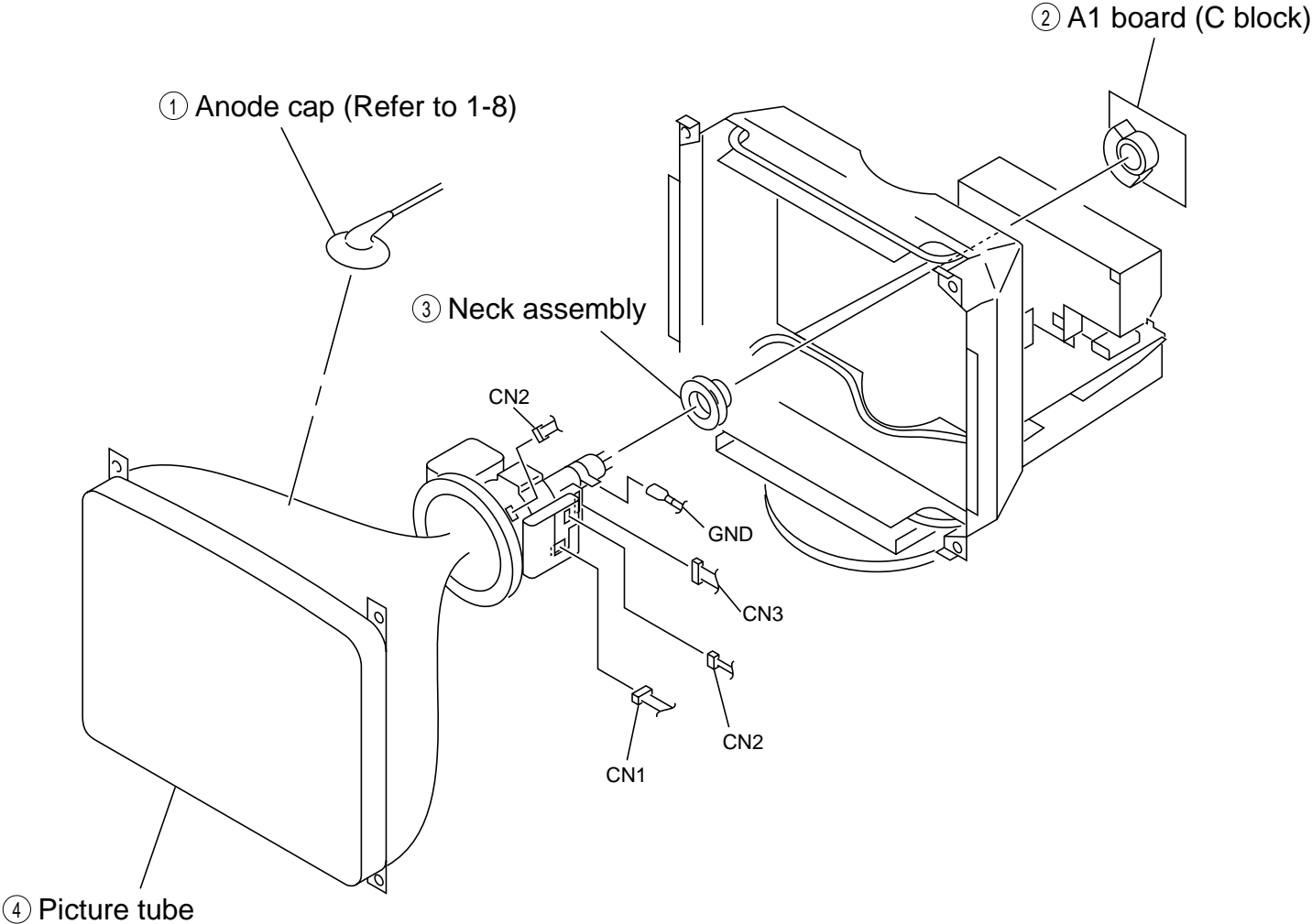
- ⑤ Install the video block assembly.



- ⑥ Put a box which is about 15cm in height under the D board to fix it. (Please disconnect the CN 701 first.)



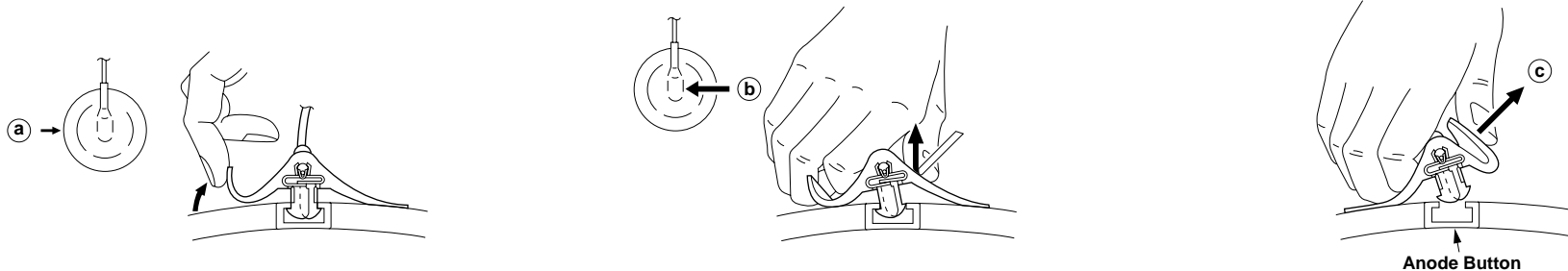
1-7. PICTURE TUBE REMOVAL



•REMOVAL OF ANODE-CAP

NOTE: Short circuit the anode of the picture tube and the anode cap to the metal chassis, CRT shield or carbon painted on the CRT, after removing the anode.

•REMOVING PROCEDURES



① Turn up one side of the rubber cap in the direction indicated by the arrow (a).

② Using a thumb pull up the rubber cap firmly in the direction indicated by the arrow (b).

③ When one side of the rubber cap is separated from the anode button, the anode-cap can be removed by turning up the rubber cap and pulling up it in the direction of the arrow (c).

•HOW TO HANDLE AN ANODE-CAP

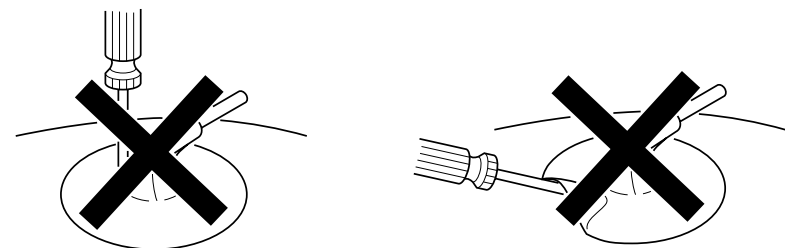
① Don't scratch the surface of anode-caps with sharp shaped material!

② Don't press the rubber hardy not to damage inside of anode-caps!

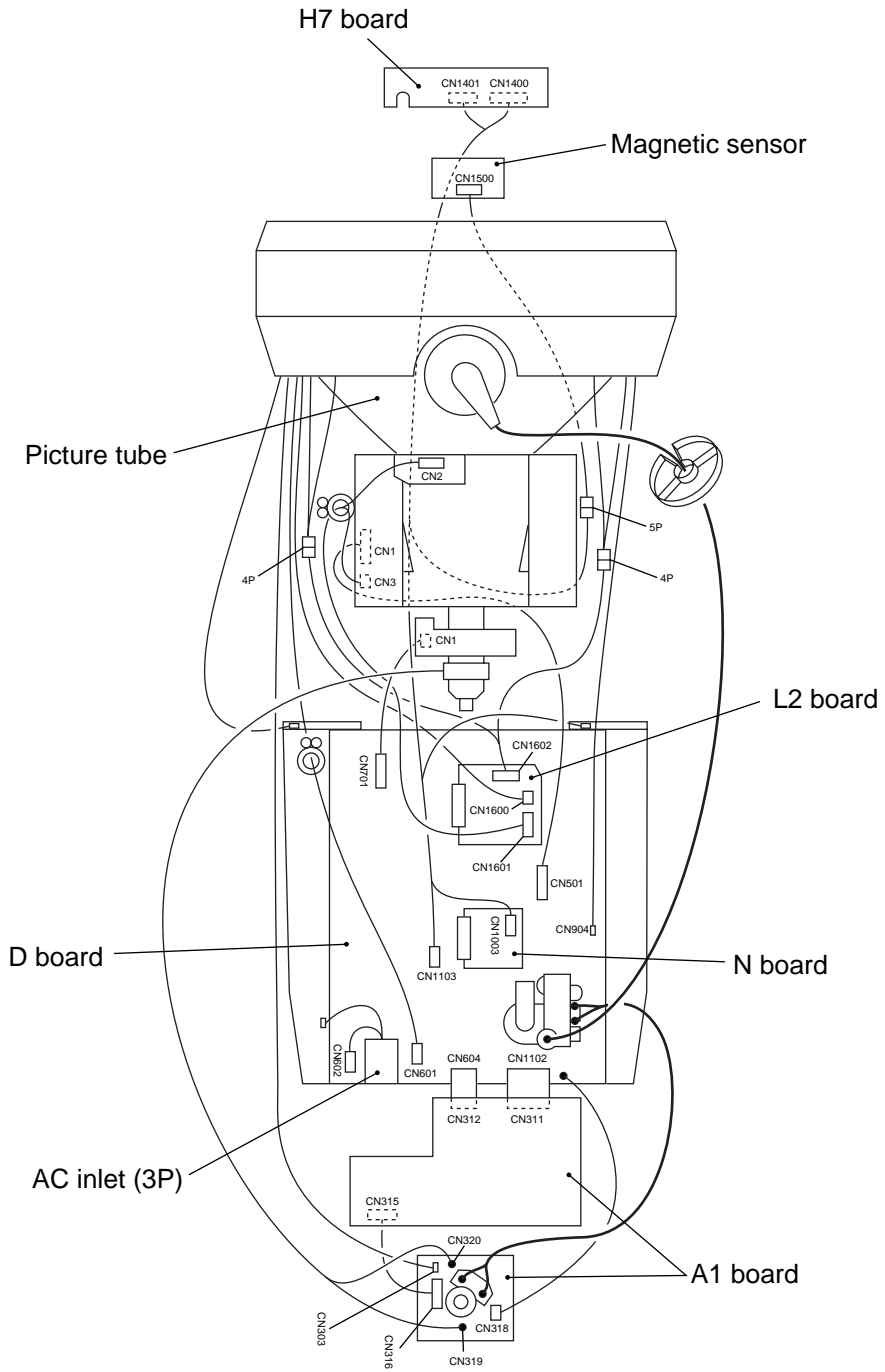
A material fitting called as shatter-hook terminal is built in the rubber.

③ Don't turn the foot of rubber over hardly!

The shatter-hook terminal will stick out or damage the rubber.



1-8. HARNESS LOCATION



SECTION 2

SAFETY RELATED ADJUSTMENT

When replacing or repairing the shown below table, the following operational checks must be performed as a safety precaution against X-rays emissions from the unit.

	Part Replaced (☒)
HV ADJ	RV901

	Part Replaced (☒)
HV Regulator Circuit Check	D Board C925, IC901, R901, R902, R905, R924, R925, R926, RV901, T901 (FBT) • Mounted D Board
HV Protector Circuit Check	D Board C920, C923, D911, D912, R903, R917, R918, R919, R920, R923, T901 (FBT) • Mounted D Board N Board IC1001, RB1001 • Mounted N Board

	Part Replaced (☒)
Beam Current Protector Circuit Check	D Board C930, D917, R921, R932, R933, R935, T901 (FBT) • Mounted D Board N Board IC1001, RB1001 • Mounted N Board

* Confirm one minute after turning on the power.

a) HV Regulator Circuit Check

- 1) Turn the RV901 slowly, and adjustment so that high voltage is in the specified range.
[Specification]: 27.00 ± 0.05 kV
- 2) Check that the voltage of D912 cathode on the D board is 17.0 V or more.

b) HV Protector Circuit Check

- 1) Using external DC Power Supply, apply the voltage shown below between cathode of D912 and GND, and check that the RASTER disappears.
[Specification]: $19.95 + 0.00/- 0.05$ V

c) Beam Current Protector Circuit Check

- 1) Connect constant current source to a section between T901 (FBT) ⑪ pin and GND, and check that the RASTER disappears when the specified current flows to the ⑪ pin.

[Specification]: $2.12 + 0.00/- 0.01$ mA

SECTION 3

ADJUSTMENTS

Note: Hand degauss must be used on stand-by or power-off condition.

This model has an automatic earth magnetism correction function by using an earth magnetism sensor and a LCC coil. When using a hand degauss while monitor (LCC coil) is being operated, it sometimes gets magnetized, and the system may not work properly as a result.

• Landing Rough Adjustment

1. Display all white pattern (or black dot pattern).
2. Set contrast to 255.
3. Display green plain pattern.
4. Side back DY and roughly adjust green plain pattern to be centered on the useful screen with Purity Magnet.
5. Adjust DY tilt.

Note: Set ROTATION to 128 and LCC_NS to 128 when adjusting DY tilt.

6. Lightly tighten the DY screw.

• Landing Fine Adjustment

Note: (1) After adjust W/B (9300k), measure the average of IK with all white video input, while CONTRAST is maximum and BRIGHTNESS is center. And adjustment shall be made so that the miss-landing become least after aging 2H with the IK 30% of measured value shown above.

(2) The magnetic field shall be $BH = 0$.

(3) When adjusting at other than $BH = 0$, calculate the shifted value from $BH = 0$.

1. Put the monitor in helmholz coil.
2. Set as follows;
LCC_SW = 0 (LCC Correction Current = 0)
FUNCTION_SW bit1 = (Auto Degauss = On)
CONTRAST = 255
3. Display green plain pattern.
4. Degauss the iron part of chassis with a hand degausser and degauss coil.
5. Degauss CRT face with a hand degausser again.
6. Input AC 230V to AC IN and turn the monitor off and on. Then auto-degauss works.
7. Reset FUNCTION_SW bit1 to 0 (auto-degauss = off)
8. Degauss CRT face with a hand degausser again.
9. Attach wobbling coil to the specified place on CRT neck.
10. Put on landing sensor to CRT face.
11. Set LCC_SW to 12.
12. With landing checker, adjust DY position, purity, DY center and landing of the 4 corners.
13. Read VX and VY value which are the read out of magnetic sensor, and write to "LCC_VX_REF" and "LCC_VY_REF".

14. Adjust landing by LCC_NS, LCC_LT, LCC_LB, LCC_RT, and LCC_RB. Adjustment of registers shall be limited within the following range.

LCC_NS: 128 ± 15

LCC_LT, LCC_LB, LCC_RT, and LCC_RB: 128 ± 40

Set LCC_SW to 13, and Perform Service Save.

<Specifications>

Adjust so that the green is within the specification given right.
4 corner adjust target : within ± 1

(μm)		
0 ± 3	0 ± 7.5	0 ± 3
0 ± 3	0 ± 7.5	0 ± 3
0 ± 3	0 ± 7.5	0 ± 3

The red and blue must be within the specification given right with respect to the green.

(μm)		
± 6	± 6	± 6
± 6	± 6	± 6
± 6	± 6	± 6

A difference between red and blue must be within the specification given right.

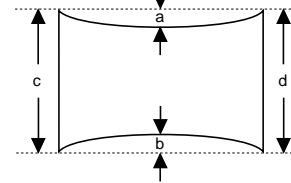
(μm)		
10	10	10
10	7	10
10	10	10

15. Tighten DY screw within specified torque, and auto-degauss.

Note: Torque 22 ± 2 kgcm (2.2 ± 0.2 Nm)

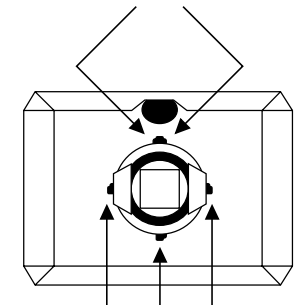
16. Adjust the vertical angle of DY to make top and bottom pins equal (a = b). The horizontal angle shall not be changed (straight). Settle DY upright without leaning, and insert wedges firmly so that DY shall not move.

<How to place wedge>
Green plain crosshatch pattern



a and b should be equal.
c and d should be equal.

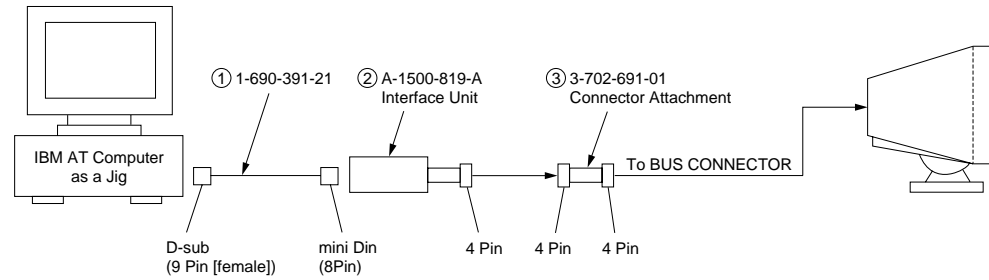
Plaster RTV to both sides for the upper wedge.
Make sure that they settle inside DY.



Plaster RTV to one side for other wedges.

17. Adjust top and bottom pins correction VR.
18. Adjust the horizontal trapezoid distortion by DY horizontal trapezoid correction VR.
19. Check landing at each corner and in case not in specification, adjust landing of 4 corners with "LCC_NS", "LCC_LT", "LCC_LB", "LCC_RT", and "LCC_RB". The limitations of registers are shown below.
LCC_NS: 128 ± 15
LCC_LT, LCC_LB, LCC_RT, and LCC_RB: 128 ± 40
20. Remove the sensor and wobbling coil.
21. Switch signals to R, G, and B, and then check that the pure colors have good color purity.
22. Fix purity magnets with white paint.

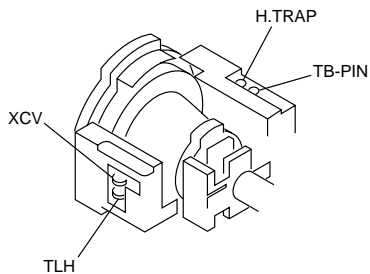
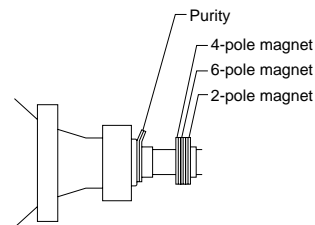
Connect the communication cable of the computer to the connector located on the D board. Run the service software and then follow the instruction.



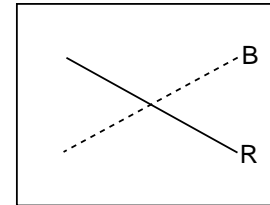
*The parts above (① ~ ③) are necessary for DAS adjustment.

• Convergence Rough Adjustment

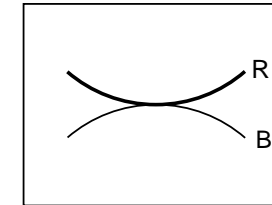
- (1) Display white crosshatch pattern.
- (2) Pile the convex parts of 6-pole magnet for convergence together.
- (3) Roughly adjust H.CONV and V.CONV with 4-pole magnet.



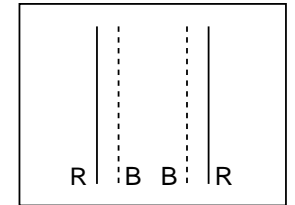
XCV



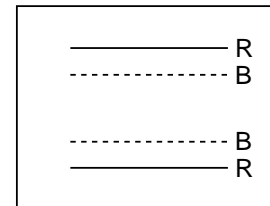
XBV



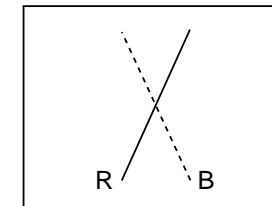
TLH



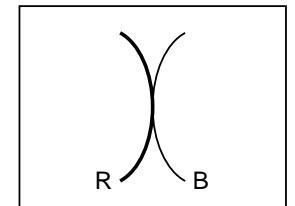
TLV



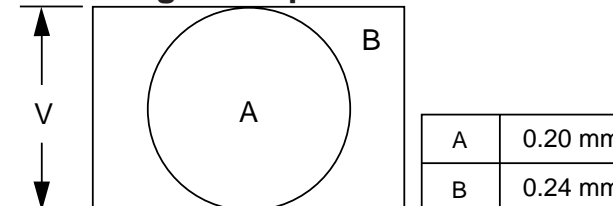
YCH



YBH



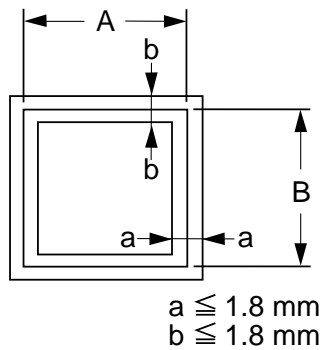
• Convergence Specification



• **White Balance Adjustment Specification**

1. 9300 K
 $x = 0.283 \pm 0.005$
 $y = 0.298 \pm 0.005$
 (All White)
2. 6500 K
 $x = 0.313 \pm 0.005$
 $y = 0.329 \pm 0.005$
 (All White)
3. 5000 K
 $x = 0.346 \pm 0.005$
 $y = 0.359 \pm 0.005$
 (All White)

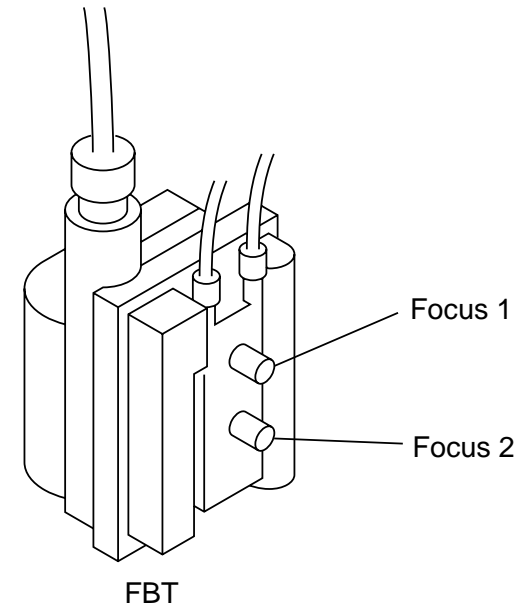
• **Vertical and Horizontal Position and Size Specification**



MODE	4 : 3
A	388
B	291

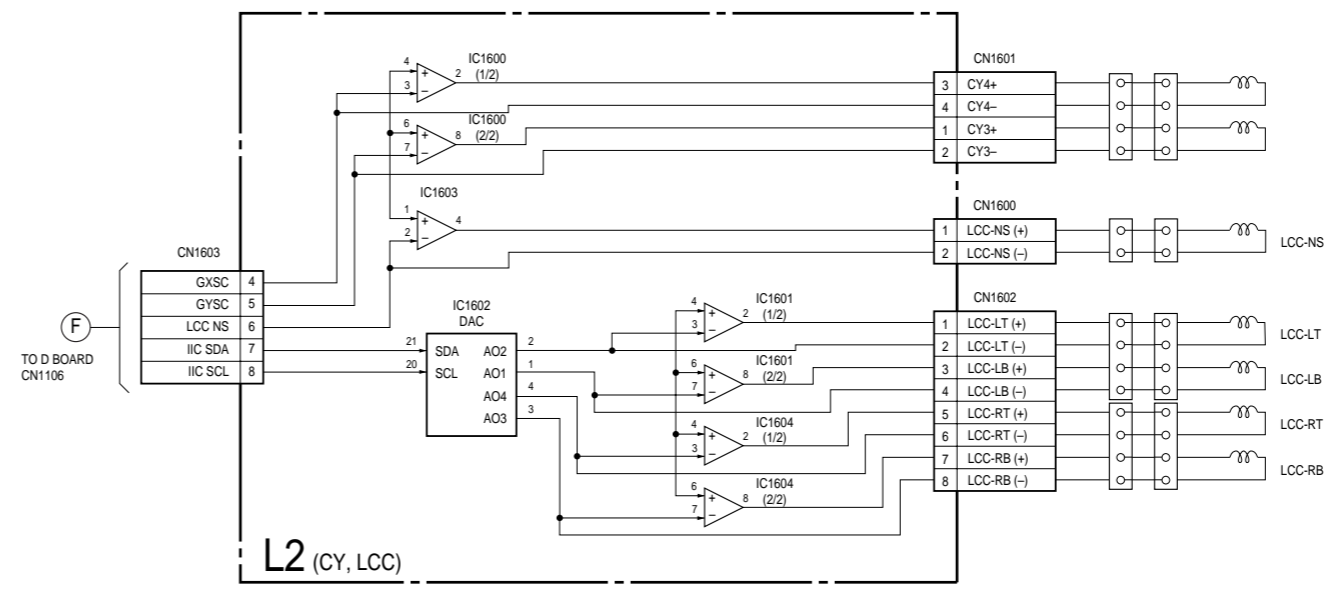
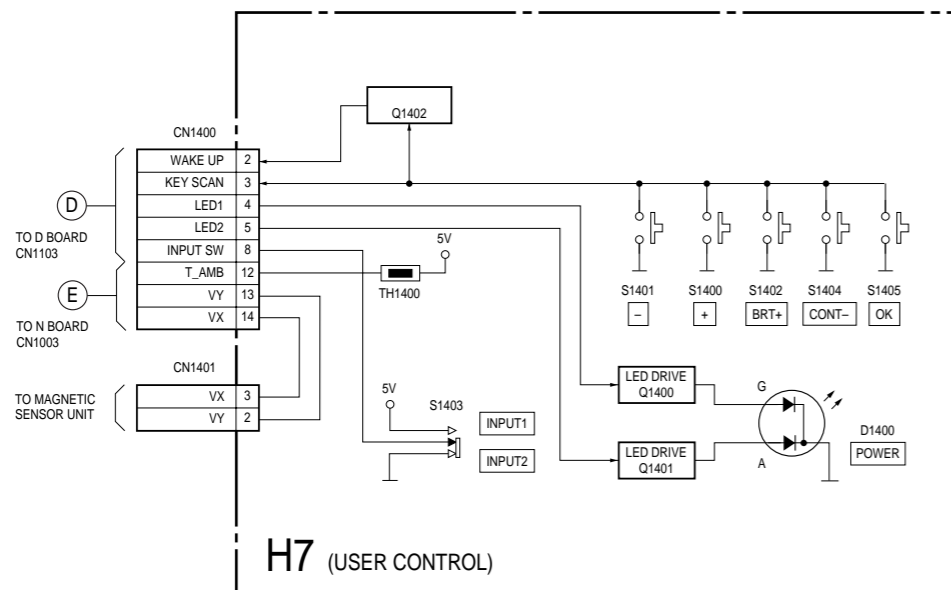
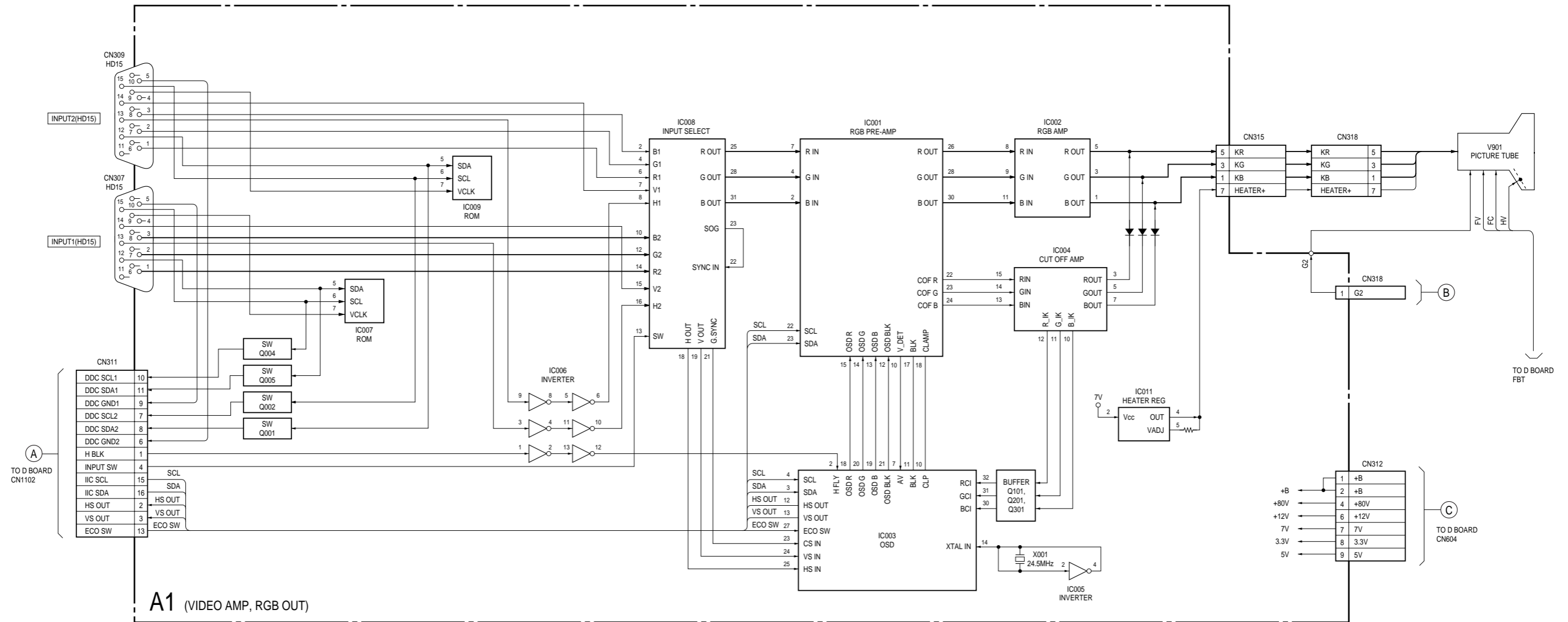
• **Focus adjustment**

Adjust the focus volume 1 and 2 for the optimum focus.

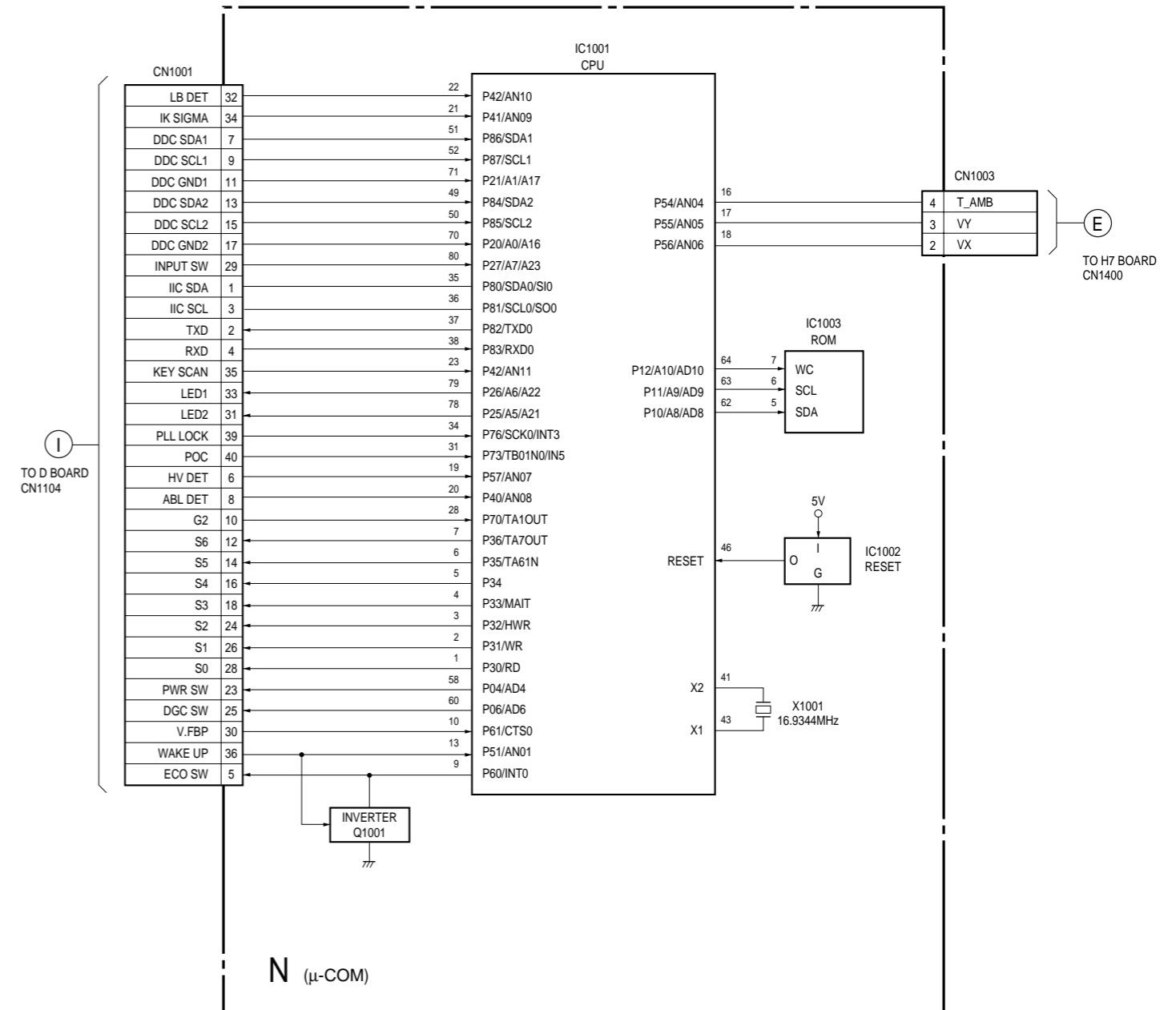
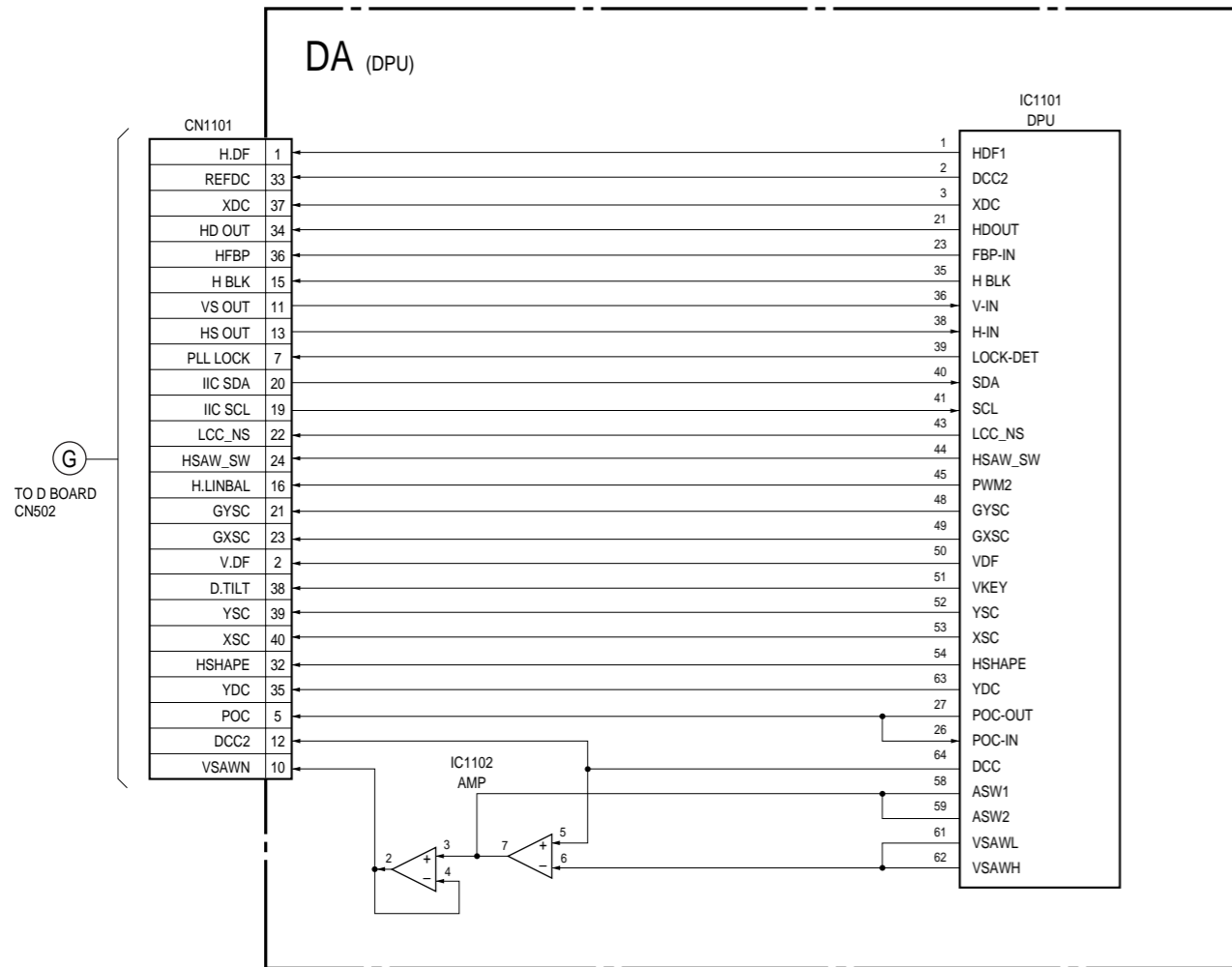


SECTION 4 DIAGRAMS

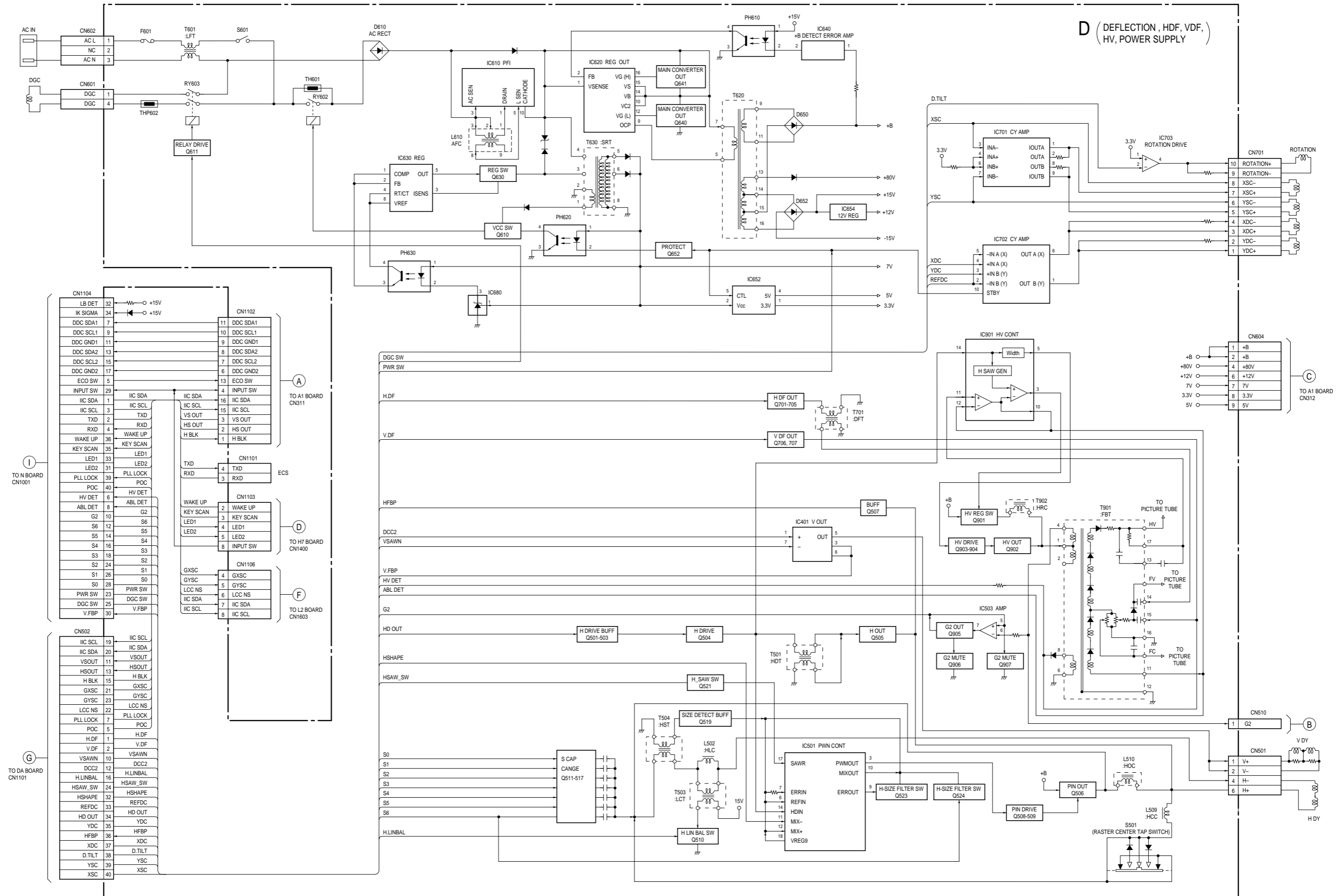
4-1. BLOCK DIAGRAMS



B-S9358-AEP>BD1-EP505

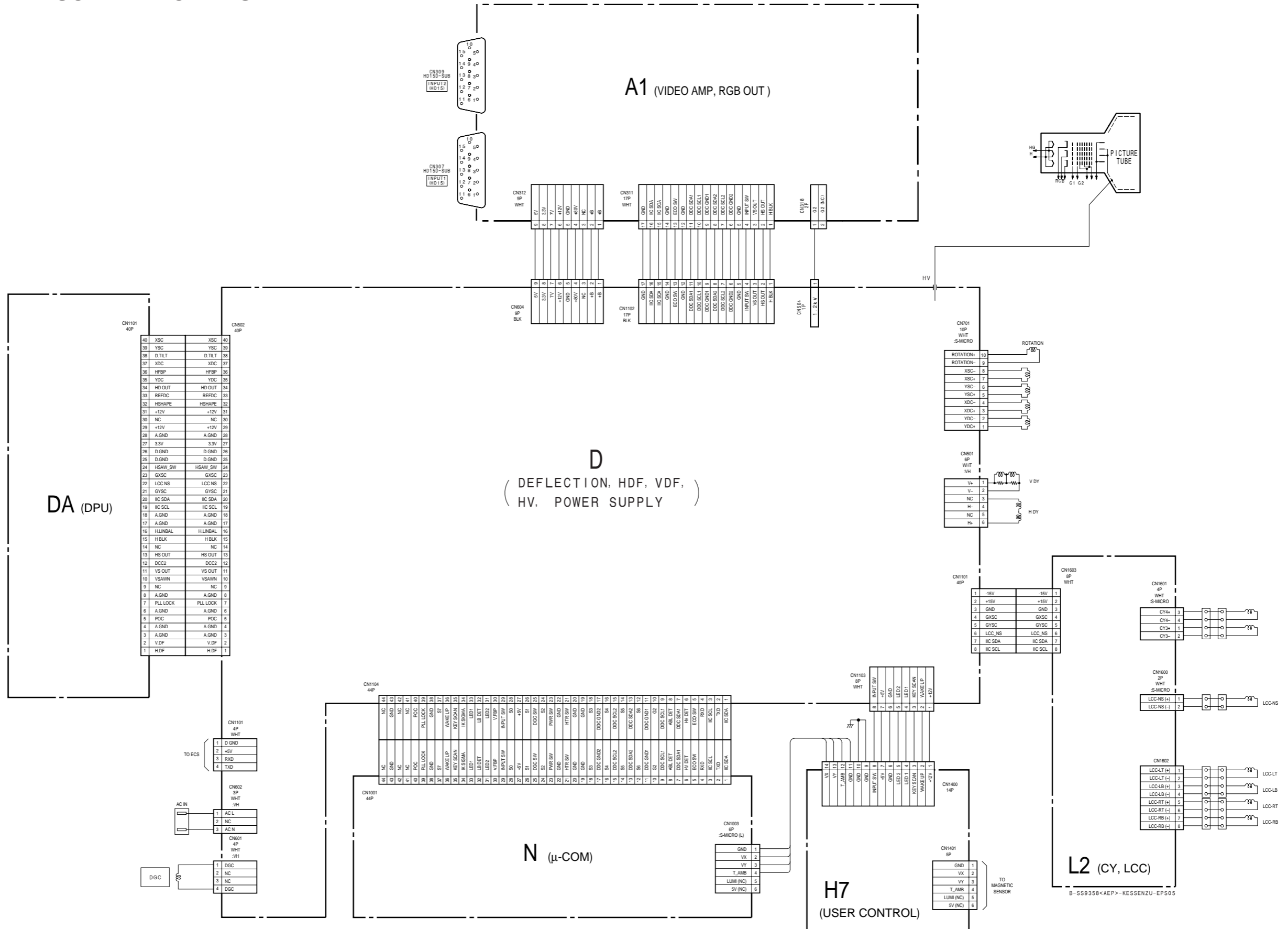


B-SS9358-AEP-BD2-EP505

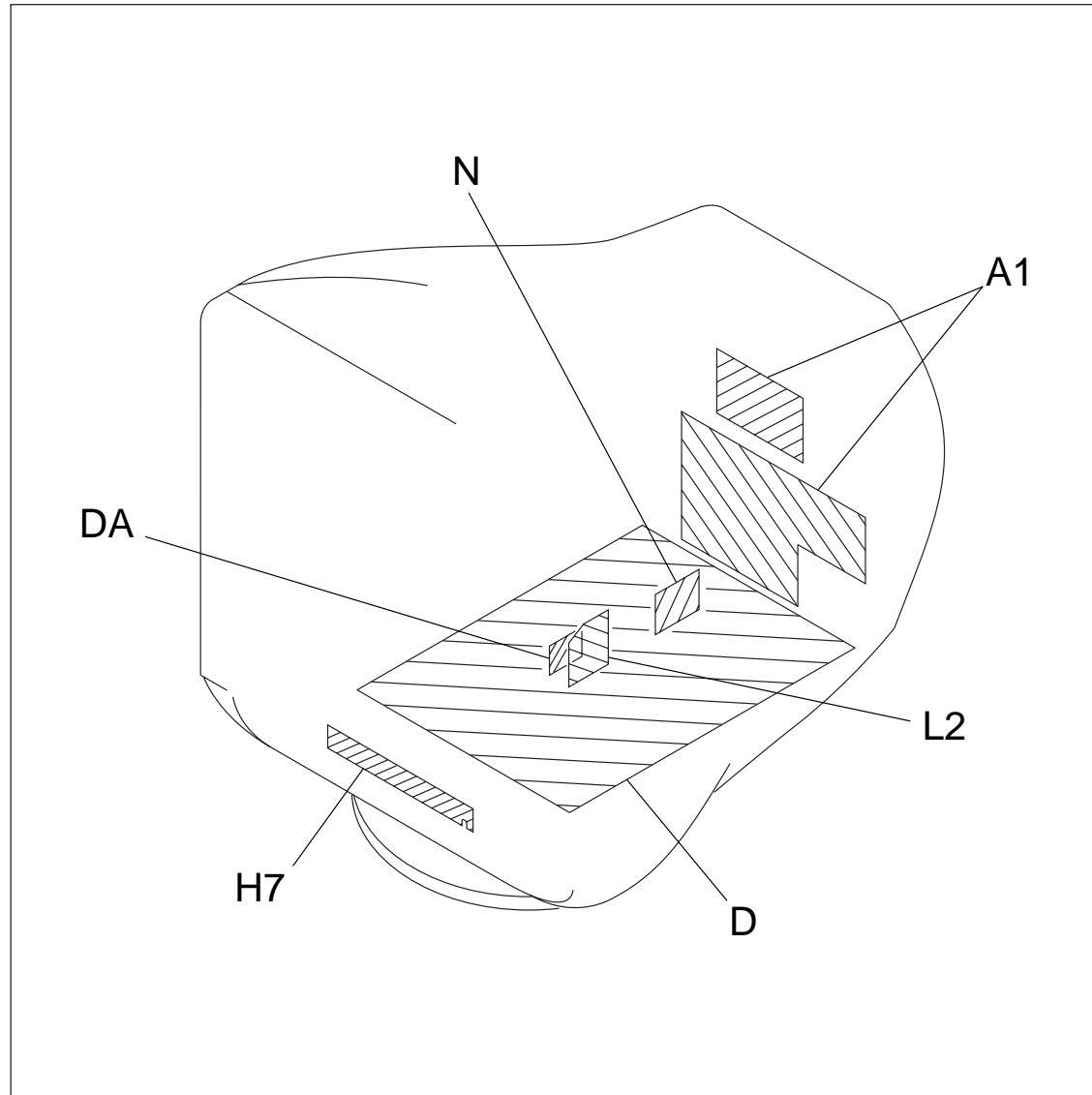


B-SS8358-AEP>BD3-EP05

4-2. FRAME SCHEMATIC DIAGRAM



4-3. CIRCUIT BOARDS LOCATION











4-4. SCHEMATIC DIAGRAMS AND PRINTED WIRING BOARDS

Note:

- All capacitors are in μF unless otherwise noted. (pF: $\mu\mu\text{F}$)
Capacitors without voltage indication are all 50 V.
- Indication of resistance, which does not have one for rating electrical power, is as follows.

Pitch: 5 mm
Rating electrical power 1/4 W (CHIP : 1/10 W)

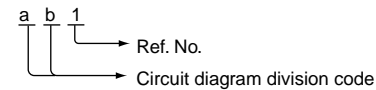
- All resistors are in ohms.
-  : nonflammable resistor.
-  : fusible resistor.
- \triangle : internal component.
-  : panel designation, and adjustment for repair.
- All variable and adjustable resistors have characteristic curve B, unless otherwise noted.
- \perp : earth-ground.
-  : earth-chassis.
- The components identified by  in this basic schematic diagram have been carefully factory-selected for each set in order to satisfy regulations regarding X-ray radiation.
Should replacement be required, replace only with the value originally used.
- When replacing components identified by , make the necessary adjustments indicated. (See page 2-1)
- When replacing the part in below table, be sure to perform the related adjustment.
- All voltages are in V.
- Readings are taken with a 10 M digital multimeter.
- Readings are taken with a color-bar signal input.
- Voltage variations may be noted due to normal production tolerances.
- * : Can not be measured.
- Circled numbers are waveform references.
-  : B + bus.
-  : B - bus.

Note: The components identified by shading and mark \triangle are critical for safety. Replace only with part number specified.

Note: Les composants identifiés par un tramé et une marque \triangle sont critiques pour la sécurité. Ne les remplacer que par une pièce portant le numéro spécifié.

- Divided circuit diagram

One sheet of D board circuit diagram is divided into three sheets, each having the code D- $\text{\textcircled{a}}$ to D- $\text{\textcircled{c}}$. For example, the destination $\text{\textcircled{ab1}}$ on the code D- $\text{\textcircled{a}}$ sheet is connected to $\text{\textcircled{ab1}}$ on the D- $\text{\textcircled{b}}$ sheet.



	Part Replaced (☒)
HV ADJ	RV901

	Part Replaced (▣)
HV Regulator Circuit Check	D Board C925, IC901, R901, R902, R905, R924, R925, R926, RV901, T901 (FBT) • Mounted D Board
HV Protector Circuit Check	D Board C920, C923, D911, D912, R903, R917, R918, R919, R920, R923, T901 (FBT) • Mounted D Board N Board IC1001, RB1001 • Mounted N Board
Beam Current Protector Circuit Check	D Board C930, D917, R921, R932, R933, R935, T901 (FBT) • Mounted D Board N Board IC1001, RB1001 • Mounted N Board

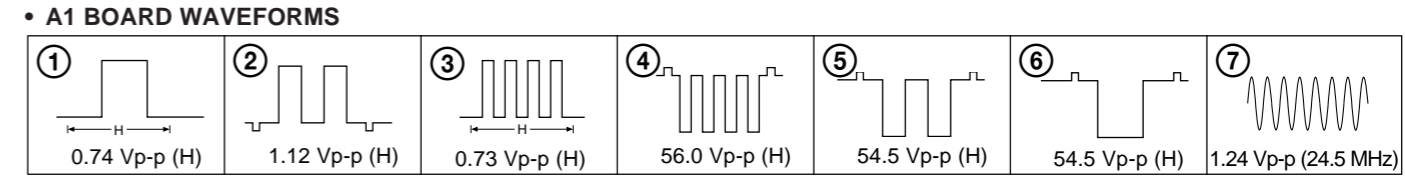
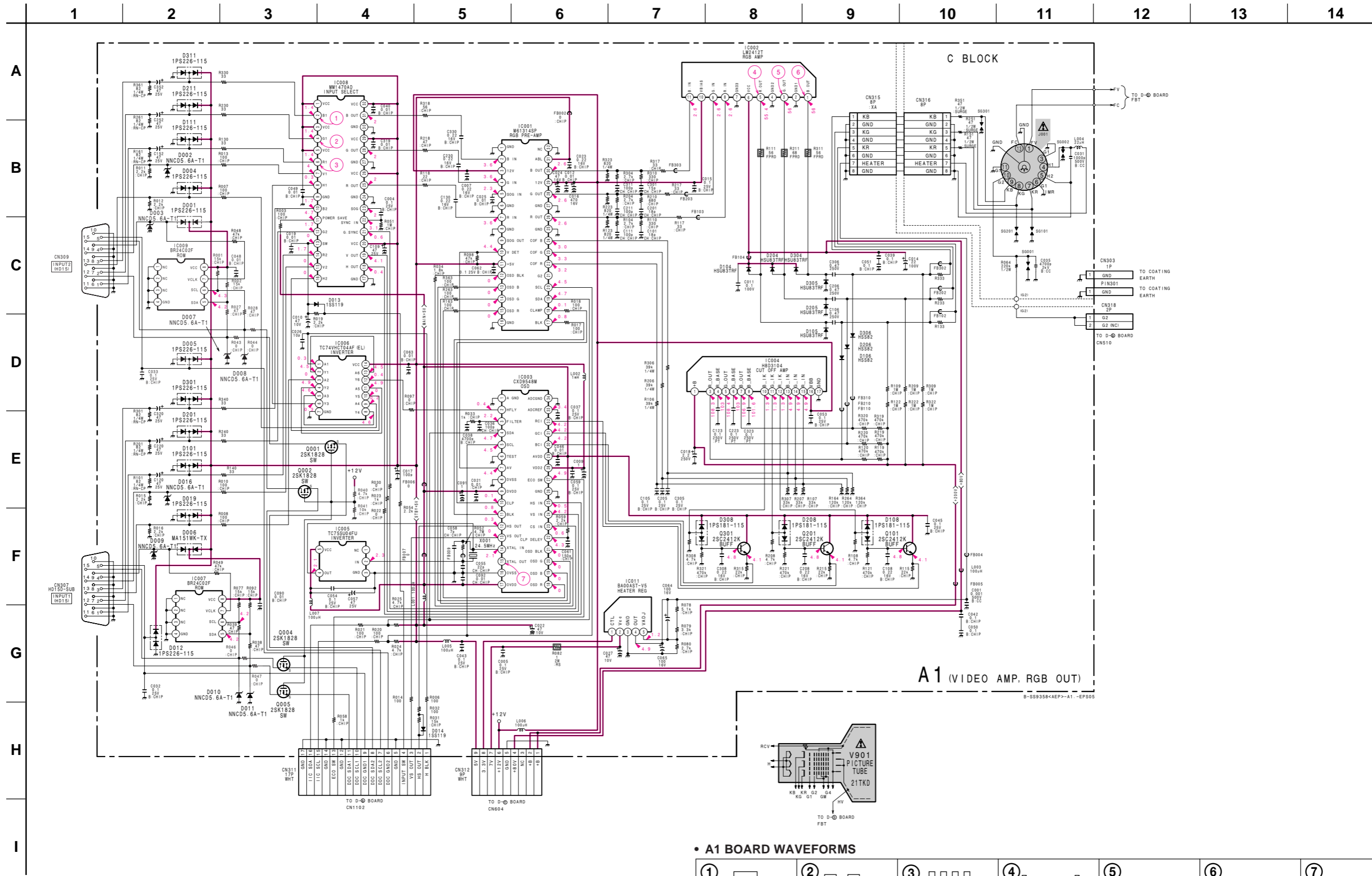
Terminal name of semiconductors in silk screen printed circuit (*)

	Device	Printed symbol	Terminal name	Circuit
①	Transistor		Collector Base Emitter	
②	Transistor		Collector Base Emitter	
③	Diode		Cathode Anode	
④	Diode		Cathode Anode (NC)	
⑤	Diode		Cathode Anode (NC)	
⑥	Diode		Common Anode Cathode	
⑦	Diode		Common Anode Cathode	
⑧	Diode		Common Anode Anode	
⑨	Diode		Common Anode Anode	
⑩	Diode		Common Cathode Cathode	
⑪	Diode		Common Cathode Cathode	
⑫	Diode		Anode Anode Cathode Cathode	
⑬	Transistor (FET)		Drain Source Gate	
⑭	Transistor (FET)		Drain Source Gate	
⑮	Transistor (FET)		Source Drain Gate	
⑯	Transistor		Emitter Collector Base	
—	Discrete semiconductor			

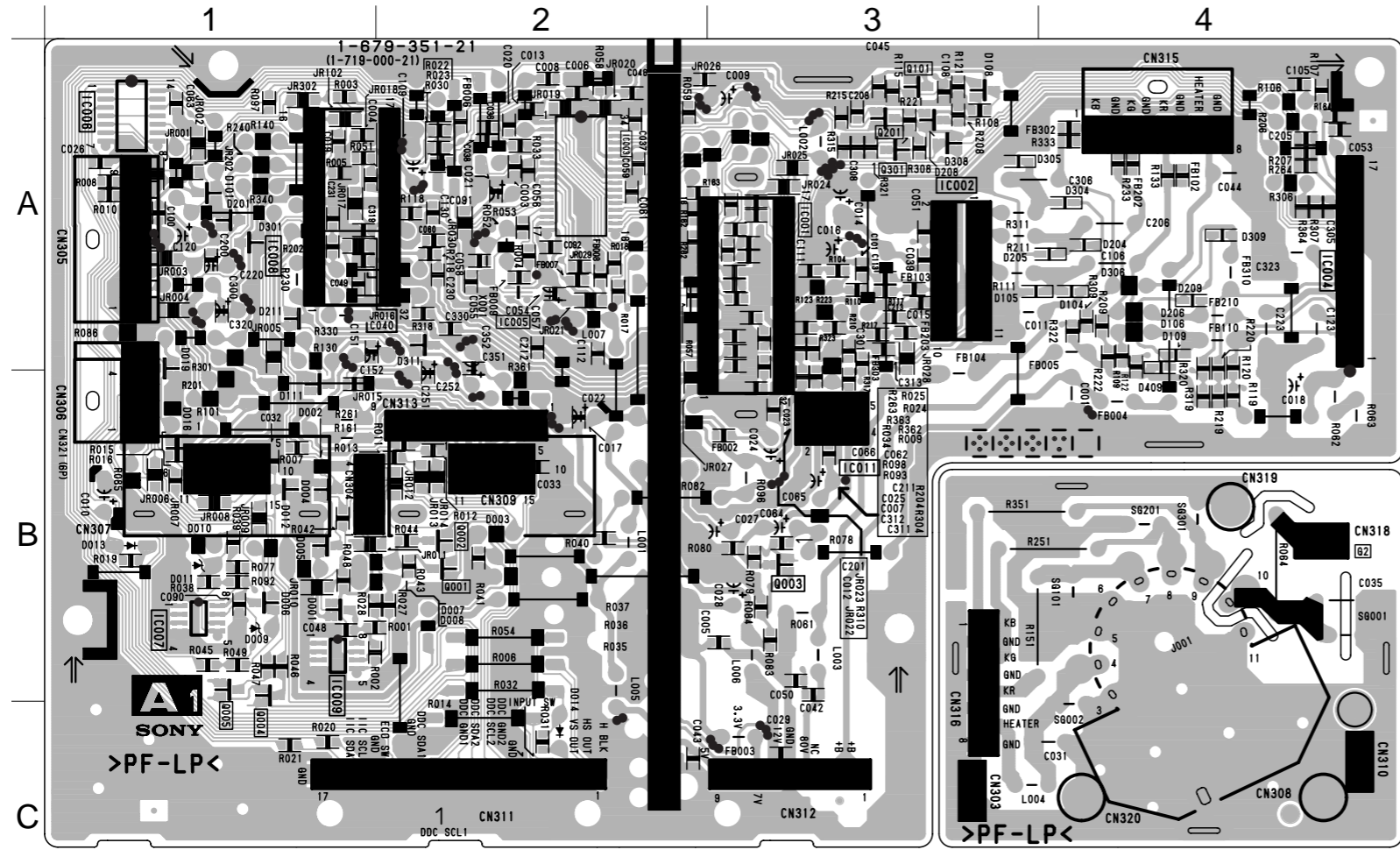
(Chip semiconductors that are not actually used are included.)

Ver.1.6

(1) Schematic Diagram of A1 Board



— A1 BOARD —



• A1 BOARD SEMICONDUCTOR LOCATION

IC		
IC001	A-3	
IC002	A-3	
IC003	A-2	
IC004	A-4	
IC005	A-2	
IC006	A-1	
IC007	B-1	
IC008	A-1	
IC009	B-1	
IC011	B-3	
TRANSISTOR		
Q001	B-1	*
Q002	B-1	①
Q004	B-1	①
Q005	B-1	①
Q101	A-3	①
Q201	A-3	①
Q301	A-3	①
DIODE		
D002	B-1	-
D004	B-1	⑥
D006	B-1	⑥
D009	B-1	-
D010	B-1	-
D011	B-1	-
D012	B-1	⑥
D013	B-1	-
D014	C-2	-
D016	B-1	-
D019	A-1	⑥
D101	A-1	⑥
D104	A-4	③
D105	A-3	③
D106	A-4	-
D108	A-3	⑩
D111	B-1	⑥
D201	A-1	⑥
D204	A-4	②
D205	A-3	③
D206	A-4	-
D208	A-3	⑩
D211	A-1	⑥
D301	A-1	⑥
D304	A-4	③
D305	A-3	③
D306	A-4	-
D308	A-3	⑩
D311	A-2	⑥
CRYSTAL		
X001	A-2	

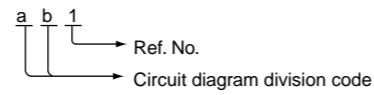
*: Refer to Terminal name of semiconductors in silk screen printed circuit (see page 4-7)

NOTE:
The circuit indicated as left contains high voltage of over 600 Vp-p. Care must be paid to prevent an electric shock in inspection or repairing.

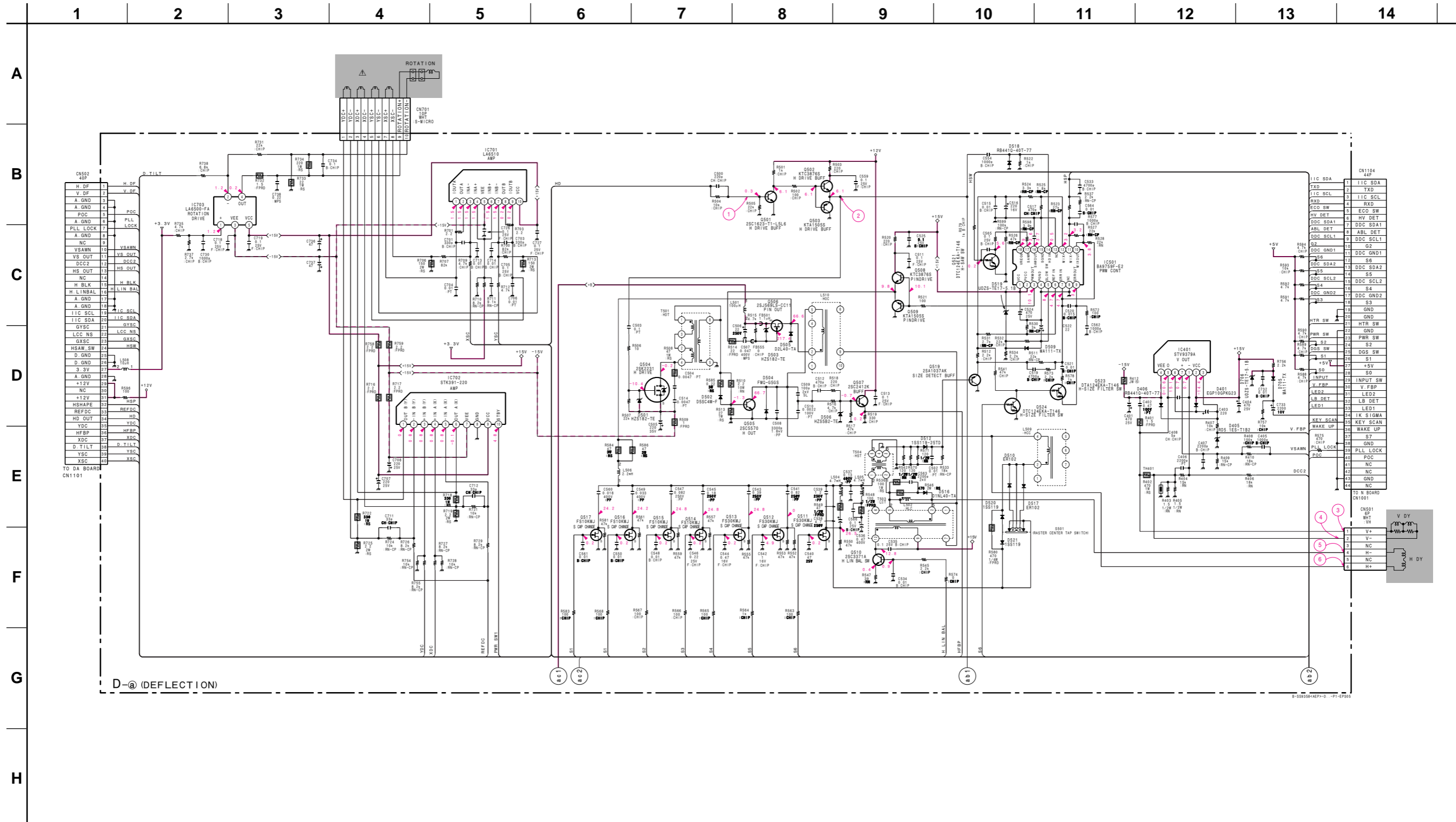
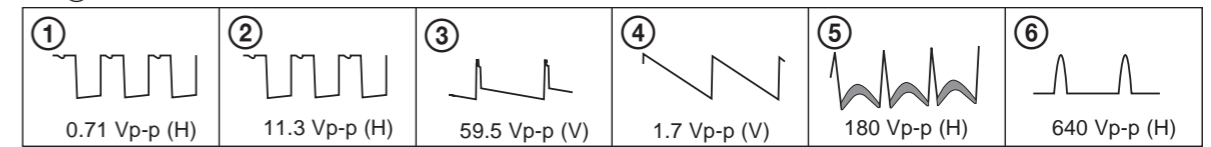
(2) Schematic Diagrams of D (a, b, c) Board

- Divided circuit diagram

One sheet of D board circuit diagram is divided into three sheets, each having the code D-Ⓐ to D-Ⓒ. For example, the destination (ab1) on the code D-Ⓐ sheet is connected to (ab1) on the D-Ⓑ sheet.

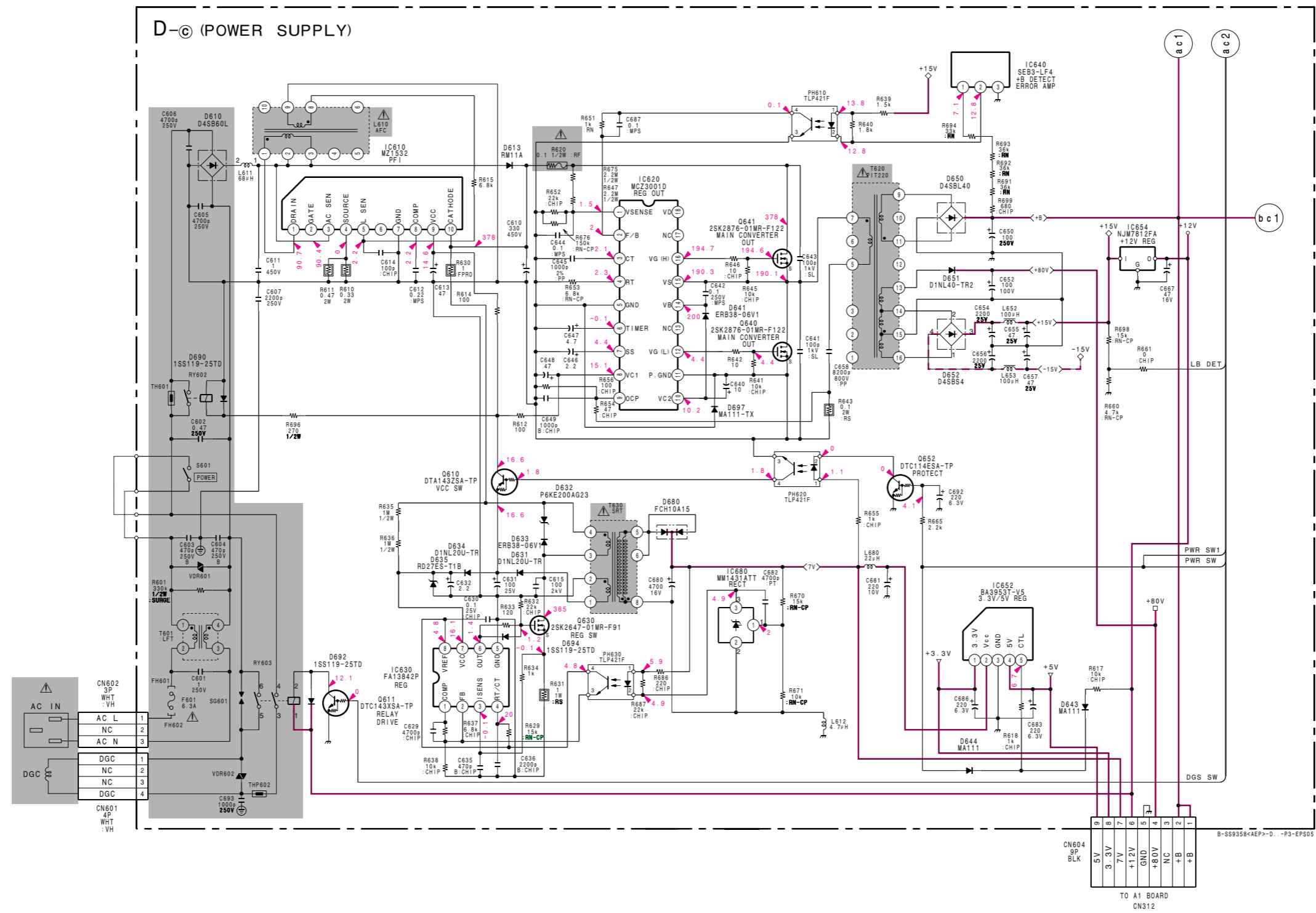


• D-Ⓐ BOARD WAVEFORMS

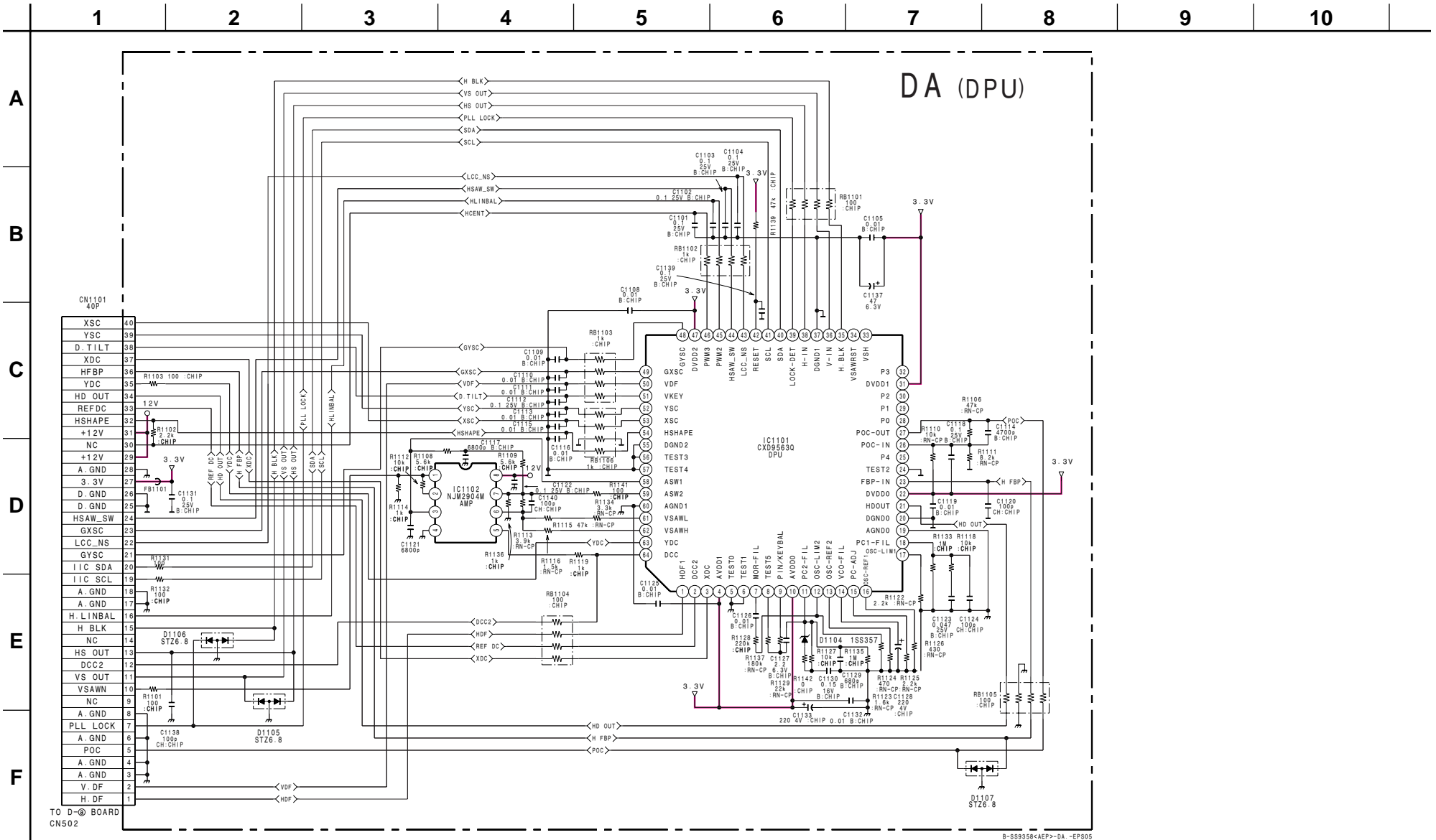


1 2 3 4 5 6 7 8 9 10 11 12 13 14

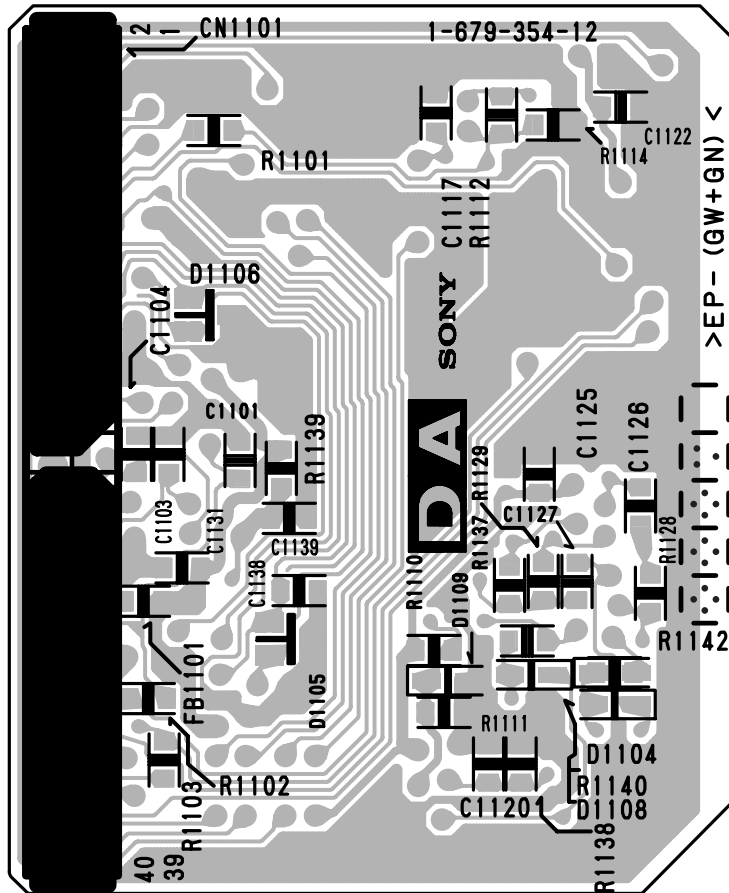
A
B
C
D
E
F
G
H
I



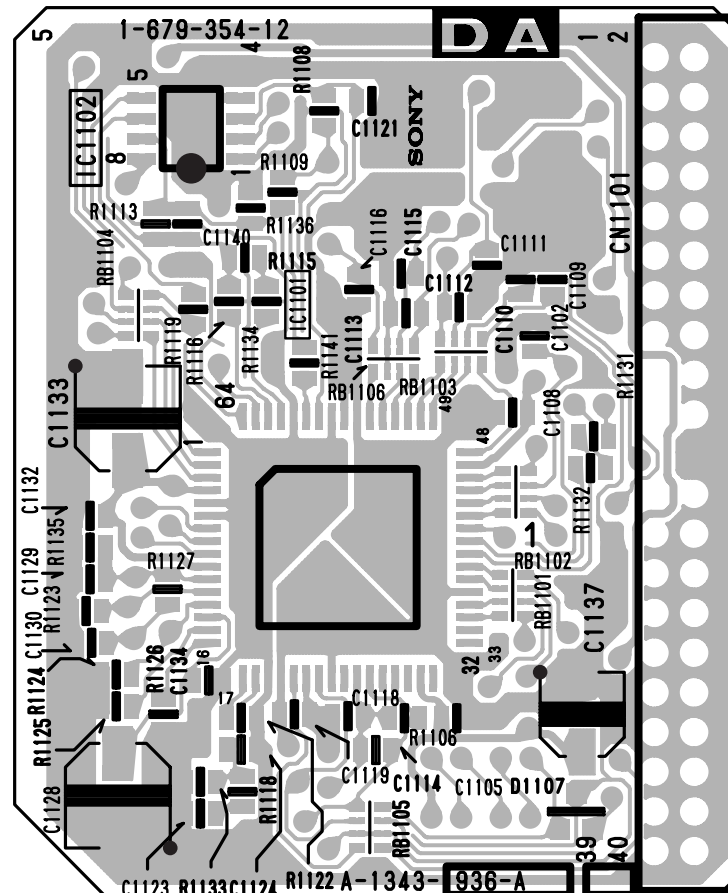
(3) Schematic Diagram of DA Board



— DA BOARD (Conductor Side) —



— DA BOARD (Component Side) —



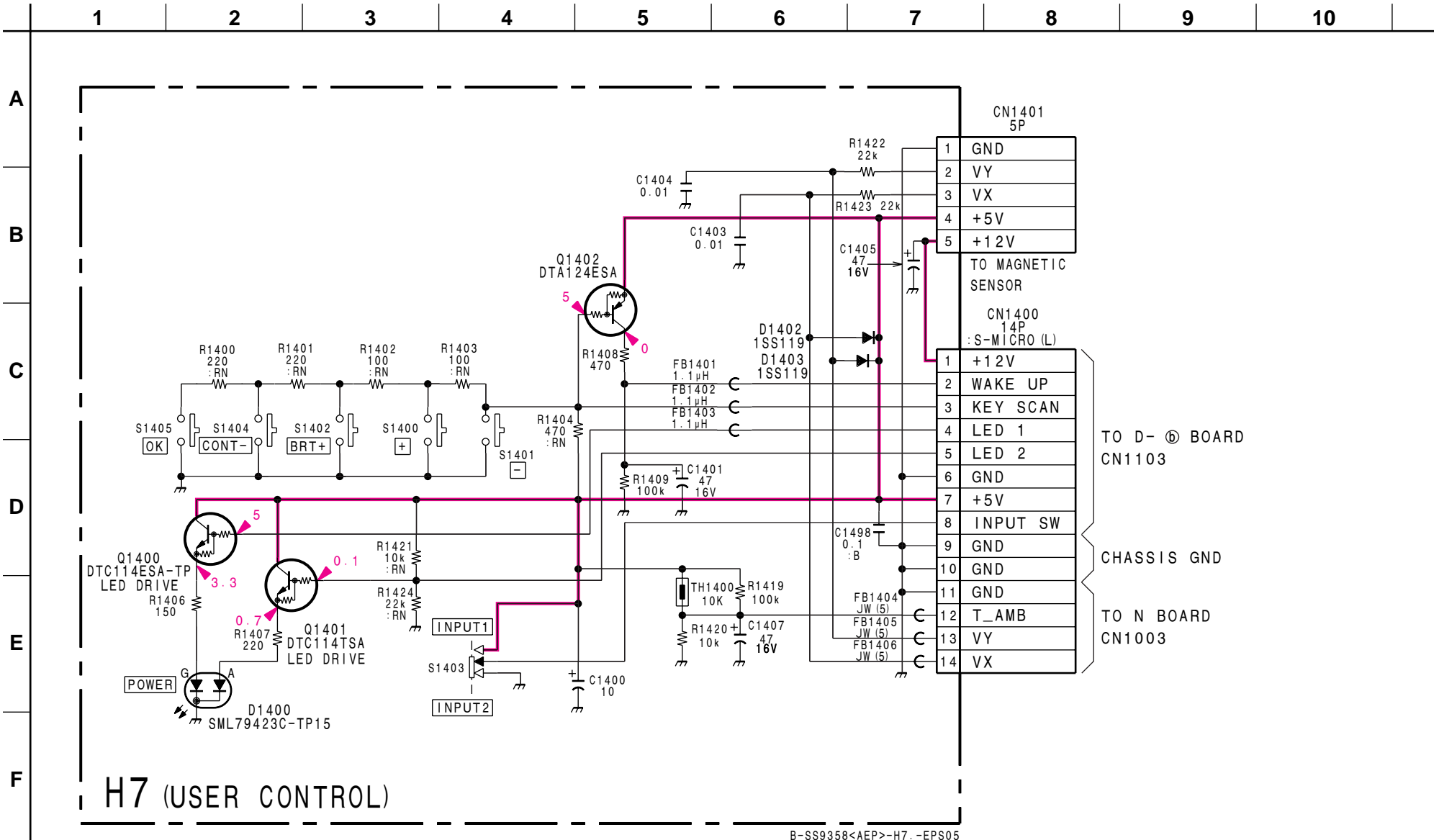
DA BOARD

Terminal name of semiconductors
in silk screen printed circuit (*)

Ref.	*
D1104	③
D1105 - D1107	⑩

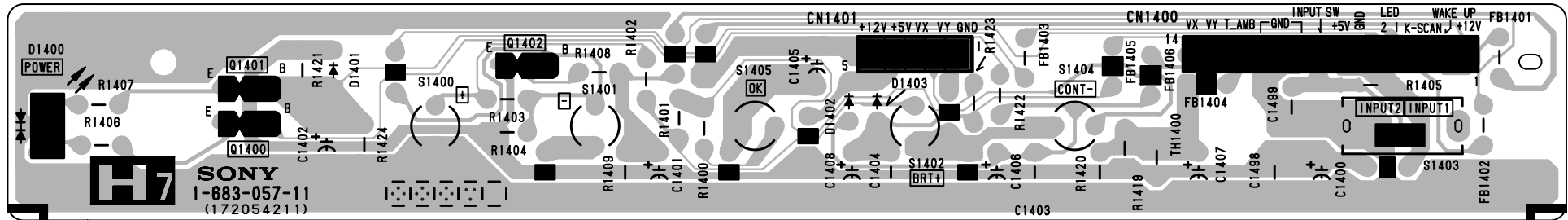
*: Refer to Terminal name of semiconductors
in silk screen printed circuit (see page 4-7)

(4) Schematic Diagram of H7 Board

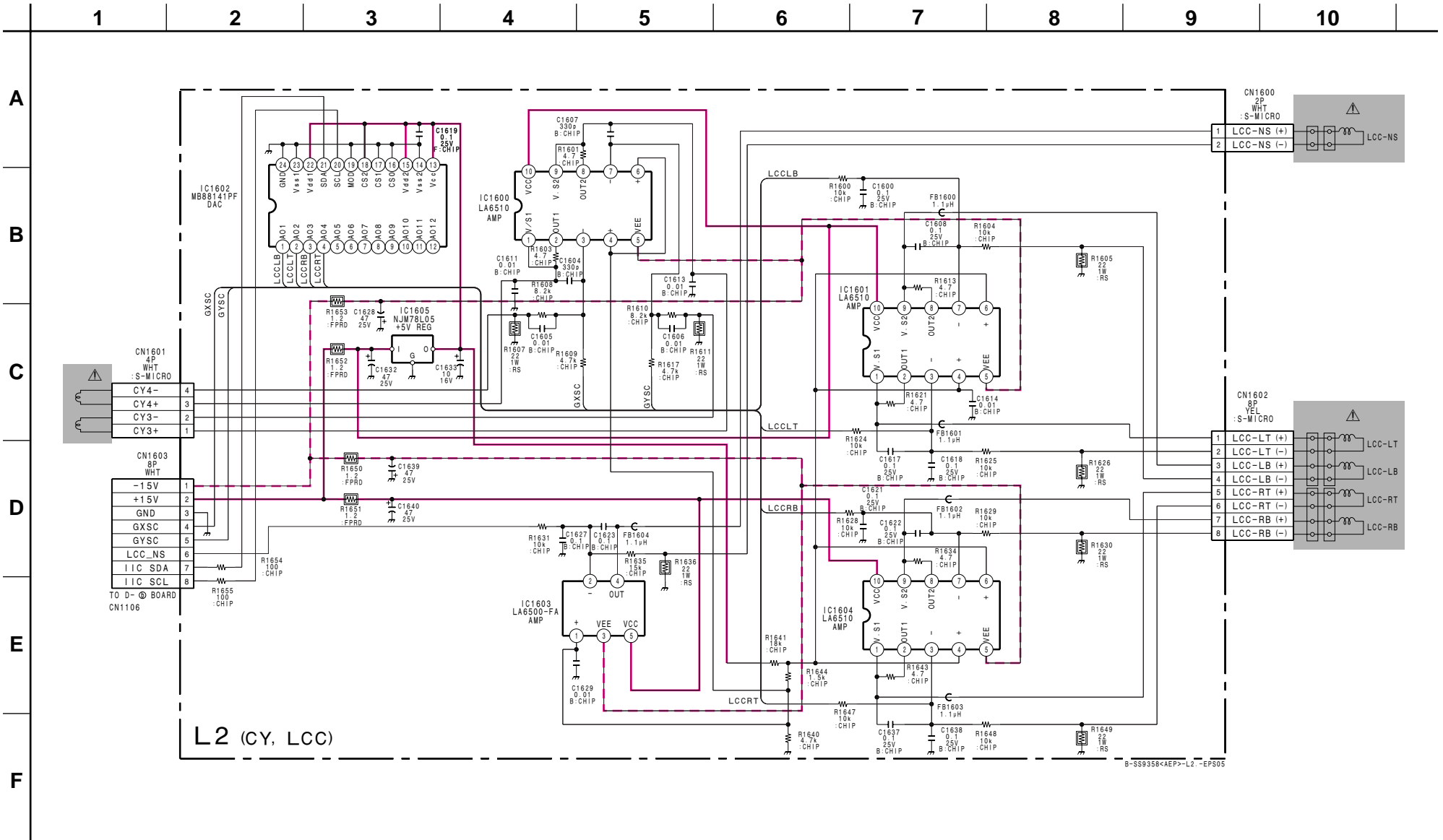


H7 [USER CONTROL]

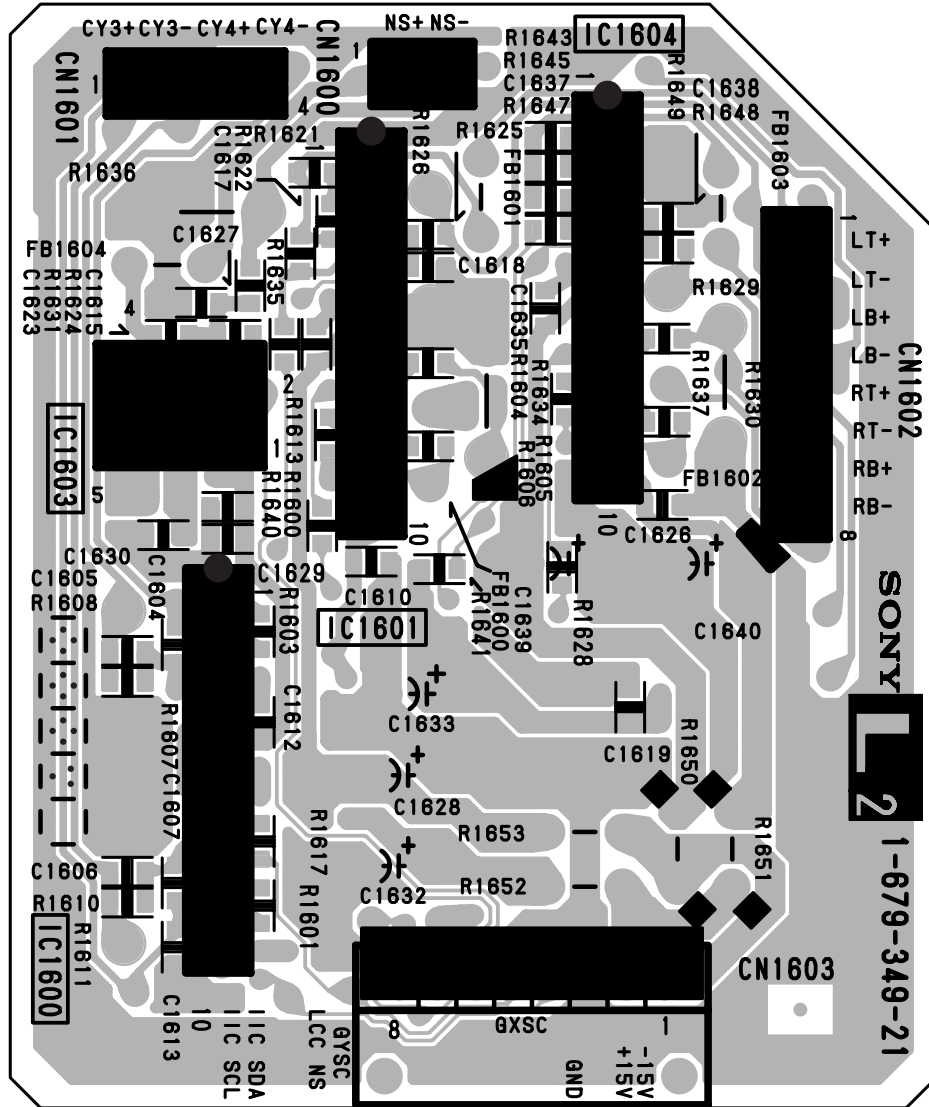
- H7 BOARD -



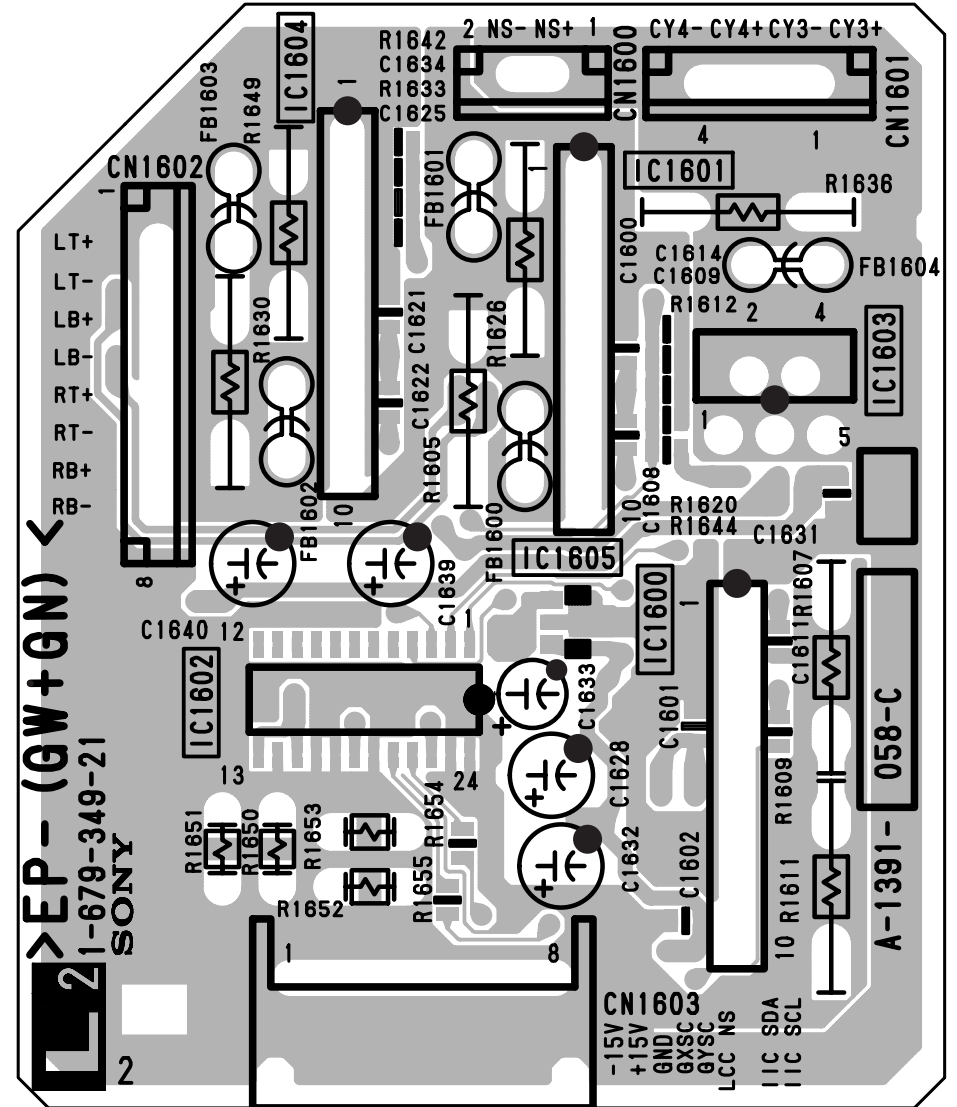
(5) Schematic Diagram of L2 Board



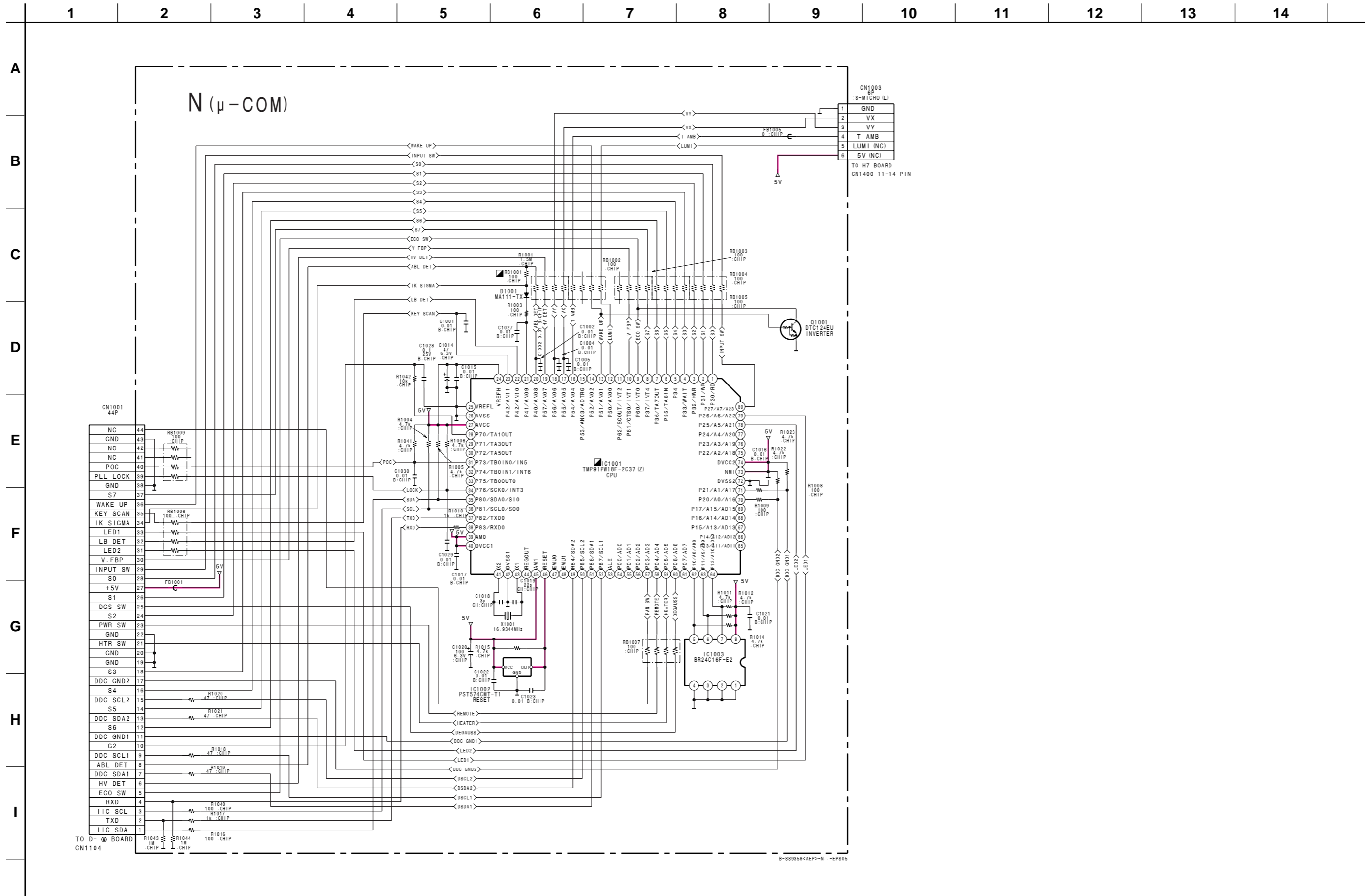
— L2 BOARD (Conductor Side) —



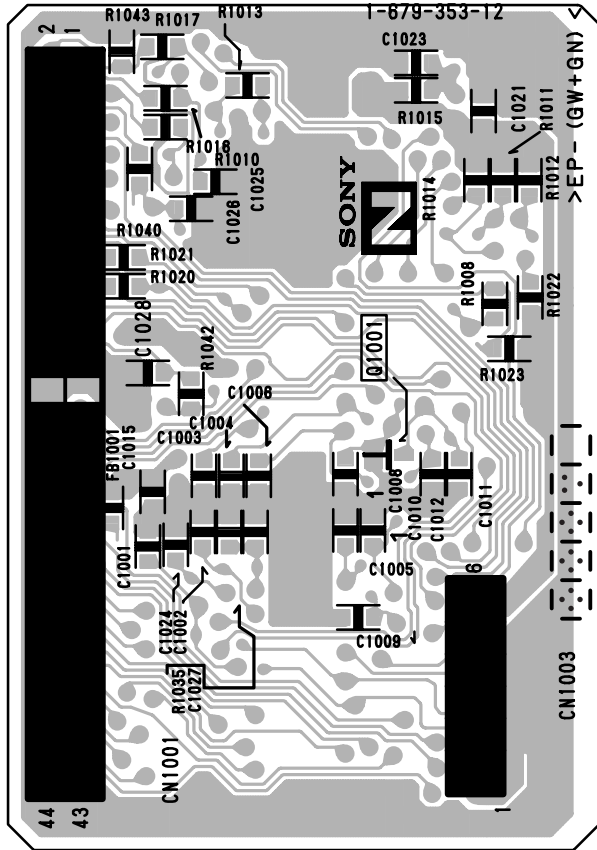
— L2 BOARD (Component Side) —



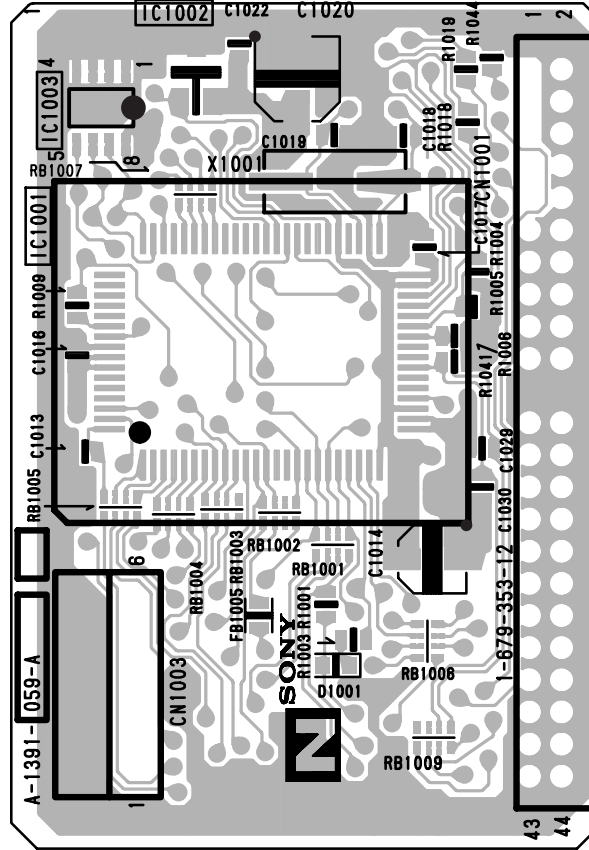
(6) Schematic Diagram of N Board



— N BOARD (Conductor Side) —



— N BOARD (Component Side) —



N BOARD

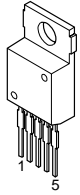
Terminal name of semiconductors
in silk screen printed circuit (*)

Ref.	*
D1001	③
Q1001	①

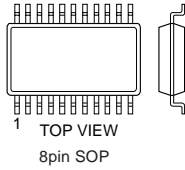
*: Refer to Terminal name of semiconductors
in silk screen printed circuit (see page 4-7)

4-5. SEMICONDUCTORS

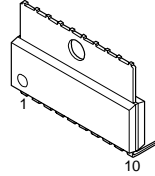
BA00AST-V5
LA6500-FA



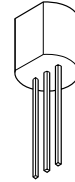
BR24C02F-WE2
BR24C16F-E2
NJM2904M
NJM2904M(TE2)



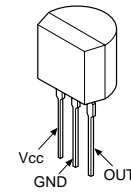
LA6510



MM1431ATT

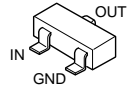


PST600J-T

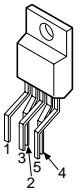


DTA124EKA-T146
DTC124EK
DTC124EKA-T146
KTA1505S-Y-RTK
KTC3876S-Y-RTK
2SA1037AK-T146-QR
2SA1037AK-T146-R
2SA1162-G
2SB709A-QRS-TX
2SC1623-L5L6
2SC1623-T1-L5L6
2SC2412K-T-146-Q
2SC2412K-T-146-QR

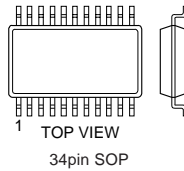
DTC124EUA-T106
DTC124EUT106



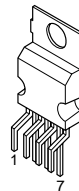
BA-3953T-V5



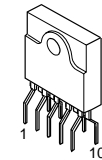
CXD9548M



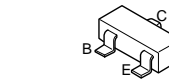
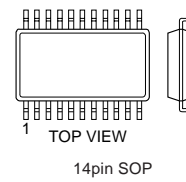
LA78040
STV9379A



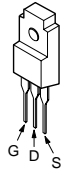
MZ1532



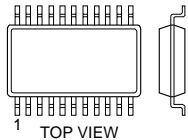
SN74AHCT04NSR



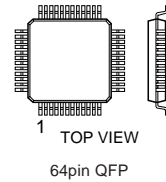
FS10KMJ-3-AZ
FS30KMJ-3-AZ
FS5KM-18A-AT
2SJ449
2SJ585LS-CB11
2SK2876-01MR-F122



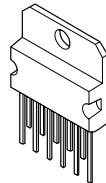
BA9758AFS-E2
BA9758FS-E2



CXD9563Q



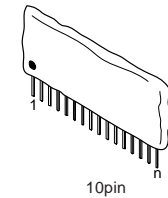
LM2412AT



MM1470AD
M61314SP

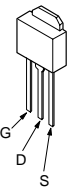
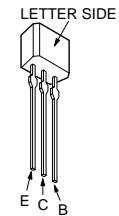


STK391-120



DTA124ESA
DTA124ESA-TP
DTC114ESA
DTC114ESA-TP
DTC143XSA
DTC143XSA-TP
2SC2459-GR-TPE4
2SC2784

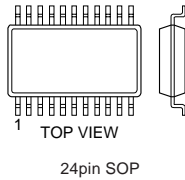
IRFU110
2SK2231



20pin SOP

64pin QFP

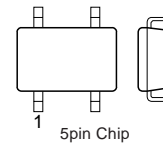
MB88141PF-ER



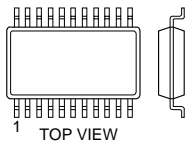
NJM78L05UA-TE1



TC7SU04FU(TE85R)



BA9759F-E2

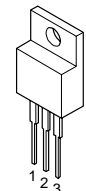


FA13842P

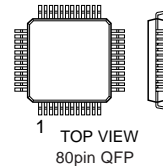


24pin SOP

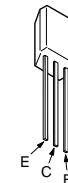
NJM7812FA
SEB3-LF4



TMP91PW18F-2C37(Z)

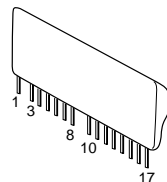


DTA143ZSA-TP
DTC114TSA
DTC114TSA-TP
2SA1049-GR
2SA1049TP-GR




18pin SOP

H8D3104

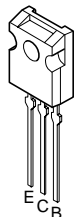


MCZ3001D

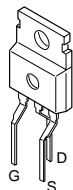


18pin DIP

2SA1358-Y
2SC3421-Y

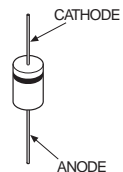


2SC5682-CC



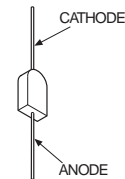
DTZ10B
DTZ13B
MA111-(K8).S0
MA111-TX
UDZ-TE-17-13B
UDZ-TE-17-3.9B
UDZS-TE17-10B
UDZS-TE17-5.1B
UDZS-TE17-5.6B
UDZS-TE17-9.1B
1SS357-TPH3

D3S4M
EGP10D
EGP10GPKG23
ERC81-004

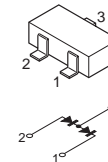


HZS182-TE
RB441Q-40T-77
RD15ES-B3
RD15ES-T1B3
RD18ESB
RD27ES-B2
RD27ES-T1B
RD5.1ES-T1B2
RD5.1ESB2
RD5.6ESB2
1SS119-25
1SS119-25TD

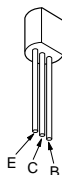
RM11A
RM11C



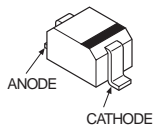
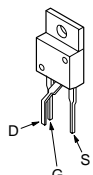
1PS226-115



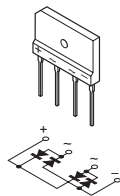
2SC2362K-G
2SC2362KG-AA



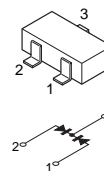
2SJ569LS-CC11



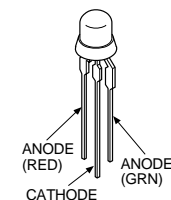
D4SB60L
D4SBL40
D4SBS4
D4SBS4-F



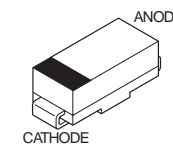
MA151WK-TX
1SS184



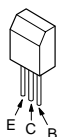
SML79423C-TP15



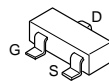
1SS376TE-17



2SC4620TV2Q
2SD774-T-34
2SD774-34

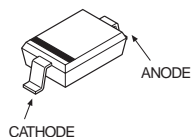


2SK1828
2SK1828TE85L

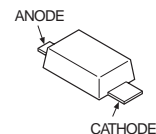


D1NL20U-TR
D1NL20U-TR2
D1NL40-TA
D1NL40-TA2
D2L40-TA
ERA34-10TP1
ERB38-06V1
ERB91-02TP1
ER102
HSS82-TJ
HZS5B2-TE
NNCD5.6A-T1
P6KE200AG23
RGP02-17EL-6433
RGP02-20EL-6394
RP1H-V1

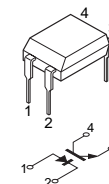
HSU83TRF



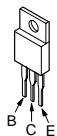
MA8039



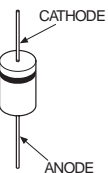
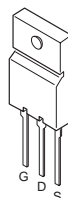
TLP421F(D4-SONY)



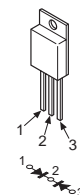
2SC4634LS-CB11



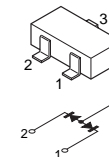
2SK2647-01MR-F91



FCH10A15



1PS181-115



SECTION 5 EXPLODED VIEWS

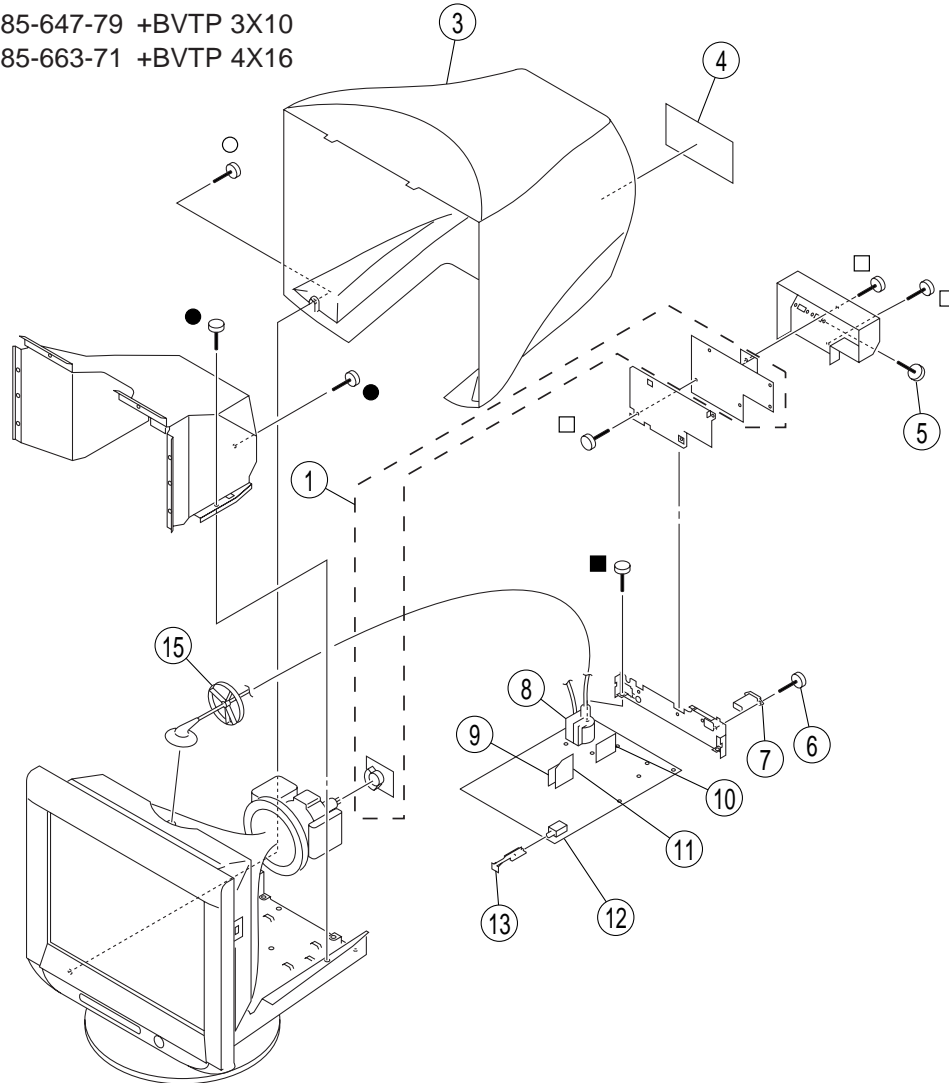
- Items with no part number and no description are not stocked because they are seldom required for routine service.
- The construction parts of an assembled part are indicated with a collation number in the remark column.
- Items marked " * " are not stocked since they are seldom required for routine service. Some delay should be anticipated when ordering these items.

The components identified \triangle marked are critical for safety.
Replace only with the part number specified.

Les composants identifiés par la marque \triangle sont critiques pour la sécurité.
Ne les remplacer que par une pièce portant le numéro spécifié.

5-1. CHASSIS

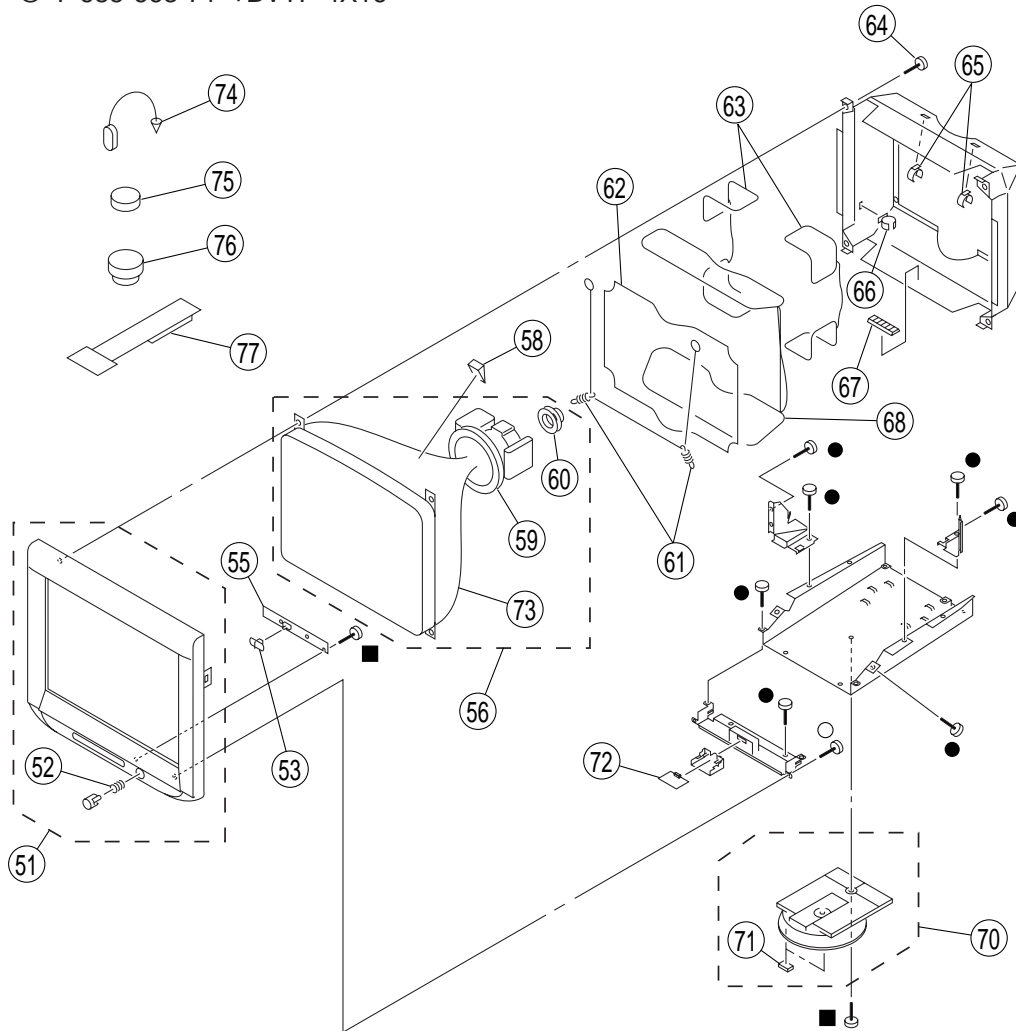
- 7-685-881-09 +BVTT 4X8
- 7-685-646-79 +BVTP 3X8
- 7-685-647-79 +BVTP 3X10
- 7-685-663-71 +BVTP 4X16



REF.NO.	PART NO.	DESCRIPTION	REMARK
1	* 8-933-515-00	A1 BOARD, COMPLETE	
3	4-079-817-41	CABINET	
4	* 4-085-554-01	LABEL, INFORMATION	[U/C, AEP, J, CH]
4	* 4-085-554-11	LABEL, INFORMATION [SH]	
5	4-635-966-01	SCREW (HEX)	
6	4-052-345-01	SCREW, (3X8) (+K), TAPPING	
7	▲ 1-251-382-31	INLET, AC (WITH NOISE FILTER)	
8	▲ 1-453-359-11	TRANSFORMER ASSY, FLYBACK (NX-4702/KM7E)	
9	* 8-933-476-00	DA BOARD, COMPLETE	
10	* 8-933-517-00	N BOARD, COMPLETE	
11	* 8-933-481-00	L2 BOARD, COMPLETE	
12	* 8-933-516-00	D BOARD, COMPLETE	
13	4-079-799-01	BAR, EXTENSION	
15	3-704-372-01	HOLDER, HV CABLE	

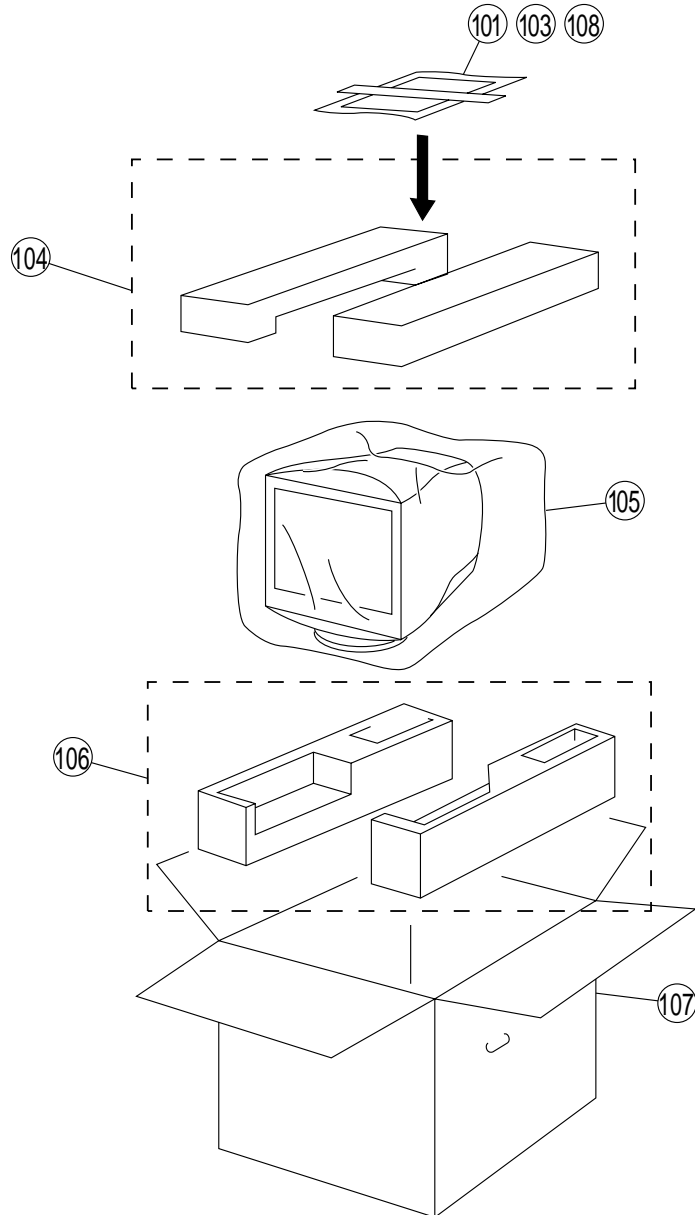
5-2. PICTURE TUBE

- 7-685-881-09 +BVTT 4X8
- 7-685-647-79 +BVTP 3X10
- 7-685-663-71 +BVTP 4X16



REF.NO.	PART NO.	DESCRIPTION	REMARK
51	X-4039-491-1	BEZEL ASSY	52
52	4-036-405-01	SPRING COMPRESSION	
53	4-085-283-01	BUTTON, INPUT SLIDE	
55	* 8-933-522-00	H7 BOARD, COMPLETE	
56	△ 8-734-053-06	ITC ASSY (21TKD-R3)	[U/C, AEP, J] 59, 60, 73
56	△ 8-734-054-06	ITC ASSY (21TKD-RS3) [SH]	59, 60, 73
58	2-162-100-21	SPACER, DY	
59	△ 8-451-519-11	DEFLECTION YOKE Y21TKN	
60	△ 1-452-923-51	NECK ASSEMBLY	
61	* 4-047-316-01	SPRING, EXTENSION	
62	△ 1-419-130-21	COIL, LANDING CORRECTION	
63	△ 1-419-129-21	COIL, LANDING CORRECTION	
64	4-365-808-01	SCREW (5), SELF TAPPING	
65	4-041-021-02	HOLDER, DEGAUSE COIL	
66	4-071-175-01	HOLDER, DGC	
67	4-062-670-01	SPACER, PICTURE TUBE	
68	△ 1-419-838-11	COIL, DEGAUSSING	
70	X-4039-490-1	STAND ASSY	71
71	* 4-061-996-01	CUSHION	
72	△ 8-610-158-71	SENSOR, MAGNETIC MIU-221D	
73	△ 8-738-860-05	PICTURE TUBE 21TKD (OCEAN COAT)	[U/C, AEP]
73	△ 8-738-860-00	PICTURE TUBE 21TKD (OCEAN COAT)	[J]
73	△ 8-738-861-05	PICTURE TUBE 21TKD (OCEAN COAT SOUTH) [SH]	
74	4-308-870-00	CLIP, LEAD WIRE	
75	1-452-032-00	MAGNET, DISK; 10mmf	
76	1-452-094-00	MAGNET, ROTATABLE DISK; 15mmf	
77	4-051-736-21	PIECE A (90), CORRECT	

5-3. PACKING MATERIALS



REF.NO.	PART NO.	DESCRIPTION	REMARK
101	△ 1-782-783-31	CORD SET, POWER [U/C]	
101	△ 1-782-784-21	CORD SET, POWER [AEP]	
101	△ 1-782-786-41	CORD SET, POWER [J]	
101	△ 1-782-785-11	CORD SET, POWER [SH]	
103	1-757-496-11	CABLE ASSY (15P SUB X2 CONNECTOR)	
104	* 4-085-395-01	CUSHION, UPPER	
105	* 4-085-397-11	BAG, PROTECTION	
106	* 4-085-396-01	CUSHION, LOWER	
107	* 4-085-394-01	INDIVIDUAL CARTON	
108	1-779-979-21	CONNECTOR, CONVERSION (3P-2P)	[J]

SECTION 6

ELECTRICAL PARTS LIST

NOTE:

The components identified ! marked are critical for safety.
Replace only with the part number specified.

Les composants identifiés par la marque ! sont critiques pour la sécurité.
Ne les remplacer que par une pièce portant le numéro spécifié.

When indicating parts by reference number, please include the board name.

- All variable and adjustable resistors have characteristic curve B, unless otherwise noted.

- Items marked " * " are not stocked since they are seldom required for routine service. Some delay should be anticipated when ordering these items.

RESISTORS

- All resistors are in ohms

CAPACITOR

- MF : μF

COIL

- UH : μH

No.	#	Board	Type	! / *	Ref. No.	Part No.	Description	Remarks-1	Remarks-2	Difference
1		A1	CAPACITOR		C001	1-162-318-11	CERAMIC 0.001MF 10% 500V			
2		A1	CAPACITOR		C004	1-164-004-11	CERAMIC CHIP 0.1MF 10% 25V			
3		A1	CAPACITOR		C005	1-164-004-11	CERAMIC CHIP 0.1MF 10% 25V			
4		A1	CAPACITOR		C007	1-164-489-11	CERAMIC CHIP 0.22MF 10% 16V			
5		A1	CAPACITOR		C009	1-126-960-11	ELECT 1MF 20% 50V			
6		A1	CAPACITOR		C010	1-126-947-11	ELECT 47MF 20% 10V			
7		A1	CAPACITOR		C011	1-106-220-00	MYLAR 0.1MF 10% 100V			
8		A1	CAPACITOR		C012	1-164-489-11	CERAMIC CHIP 0.22MF 10% 16V			
9		A1	CAPACITOR		C014	1-107-930-91	ELECT 22MF 20% 100V			
10		A1	CAPACITOR		C015	1-164-004-11	CERAMIC CHIP 0.1MF 10% 25V			
11		A1	CAPACITOR		C016	1-128-528-11	ELECT 470MF 20% 16V			
12		A1	CAPACITOR		C017	1-163-251-11	CERAMIC CHIP 100pF 5% 50V			
13		A1	CAPACITOR		C018	1-107-649-11	ELECT 2.2MF 20% 250V			
14		A1	CAPACITOR		C019	1-163-021-91	CERAMIC CHIP 0.01MF 10% 50V			
15		A1	CAPACITOR		C021	1-163-021-91	CERAMIC CHIP 0.01MF 10% 50V			
16		A1	CAPACITOR		C022	1-126-947-11	ELECT 47MF 20% 10V			
17		A1	CAPACITOR		C023	1-164-489-11	CERAMIC CHIP 0.22MF 10% 16V			
18		A1	CAPACITOR		C024	1-107-909-11	ELECT 47MF 20% 16V			
19		A1	CAPACITOR		C025	1-163-021-91	CERAMIC CHIP 0.01MF 10% 50V			
20		A1	CAPACITOR		C026	1-163-227-11	CERAMIC CHIP 10pF 0.5pF 50V			
21		A1	CAPACITOR		C027	1-126-785-11	ELECT 47MF 20% 10V			
22		A1	CAPACITOR		C029	1-164-489-11	CERAMIC CHIP 0.22MF 10% 16V			
23		A1	CAPACITOR		C031	1-162-318-11	CERAMIC 0.001MF 10% 500V			
24		A1	CAPACITOR		C032	1-164-004-11	CERAMIC CHIP 0.1MF 10% 25V			
25		A1	CAPACITOR		C033	1-164-004-11	CERAMIC CHIP 0.1MF 10% 25V			
26		A1	CAPACITOR		C035	1-104-574-11	CERAMIC 0.0047MF 10% 2KV			
27		A1	CAPACITOR		C036	1-163-251-11	CERAMIC CHIP 100pF 5% 50V			
28		A1	CAPACITOR		C037	1-164-004-11	CERAMIC CHIP 0.1MF 10% 25V			
29		A1	CAPACITOR		C038	1-163-017-00	CERAMIC CHIP 0.0047MF 10% 50V			
30		A1	CAPACITOR		C039	1-115-339-11	CERAMIC CHIP 0.1MF 10% 50V			
31		A1	CAPACITOR		C040	1-163-021-91	CERAMIC CHIP 0.01MF 10% 50V			
32		A1	CAPACITOR		C042	1-115-339-11	CERAMIC CHIP 0.1MF 10% 50V			
33		A1	CAPACITOR		C043	1-164-004-11	CERAMIC CHIP 0.1MF 10% 25V			
34		A1	CAPACITOR		C045	1-164-004-11	CERAMIC CHIP 0.1MF 10% 25V			

No.	#	Board	Type	! / *	Ref. No.	Part No.	Description	Remarks-1	Remarks-2	Difference
35		A1	CAPACITOR		C046	1-163-021-91	CERAMIC CHIP 0.01MF 10% 50V			
36		A1	CAPACITOR		C048	1-163-021-91	CERAMIC CHIP 0.01MF 10% 50V			
37		A1	CAPACITOR		C049	1-163-021-91	CERAMIC CHIP 0.01MF 10% 50V			
38		A1	CAPACITOR		C050	1-115-339-11	CERAMIC CHIP 0.1MF 10% 50V			
39		A1	CAPACITOR		C051	1-115-339-11	CERAMIC CHIP 0.1MF 10% 50V			
40		A1	CAPACITOR		C053	1-164-004-11	CERAMIC CHIP 0.1MF 10% 25V			
41		A1	CAPACITOR		C054	1-164-004-11	CERAMIC CHIP 0.1MF 10% 25V			
42		A1	CAPACITOR		C055	1-163-235-11	CERAMIC CHIP 22pF 5% 50V			
43		A1	CAPACITOR		C057	1-126-947-11	ELECT 47MF 20% 25V			
44		A1	CAPACITOR		C058	1-163-224-11	CERAMIC CHIP 7pF 0.25pF 50V			
45		A1	CAPACITOR		C059	1-164-004-11	CERAMIC CHIP 0.1MF 10% 25V			
46		A1	CAPACITOR		C061	1-163-255-11	CERAMIC CHIP 150pF 5% 50V			
47		A1	CAPACITOR		C062	1-164-004-11	CERAMIC CHIP 0.1MF 10% 25V			
48		A1	CAPACITOR		C063	1-163-021-91	CERAMIC CHIP 0.01MF 10% 50V			
49		A1	CAPACITOR		C064	1-126-382-11	ELECT 100MF 20% 16V			
50		A1	CAPACITOR		C065	1-107-882-91	ELECT 100MF 20% 16V			
51		A1	CAPACITOR		C090	1-163-021-91	CERAMIC CHIP 0.01MF 10% 50V			
52		A1	CAPACITOR		C091	1-126-960-11	ELECT 1MF 20% 50V			
53		A1	CAPACITOR		C092	1-163-021-91	CERAMIC CHIP 0.01MF 10% 50V			
54		A1	CAPACITOR		C101	1-163-233-91	CERAMIC CHIP 18pF 5% 50V			
55		A1	CAPACITOR		C105	1-164-004-11	CERAMIC CHIP 0.1MF 10% 25V			
56		A1	CAPACITOR		C106	1-137-857-21	MYLAR 0.47MF 10% 250V			
57		A1	CAPACITOR		C108	1-164-489-11	CERAMIC CHIP 0.22MF 10% 16V			
58		A1	CAPACITOR		C109	1-126-947-11	ELECT 47MF 20% 25V			
59		A1	CAPACITOR		C111	1-163-251-11	CERAMIC CHIP 100pF 5% 50V			
60		A1	CAPACITOR		C120	1-126-947-11	ELECT 47MF 20% 25V			
61		A1	CAPACITOR		C123	1-136-189-00	MYLAR 0.1MF 10% 250V			
62		A1	CAPACITOR		C130	1-164-489-11	CERAMIC CHIP 0.22MF 10% 16V			
63		A1	CAPACITOR		C152	1-126-947-11	ELECT 47MF 20% 25V			
64		A1	CAPACITOR		C201	1-163-233-91	CERAMIC CHIP 18pF 5% 50V			
65		A1	CAPACITOR		C205	1-164-004-11	CERAMIC CHIP 0.1MF 10% 25V			
66		A1	CAPACITOR		C206	1-137-857-21	MYLAR 0.47MF 10% 250V			
67		A1	CAPACITOR		C208	1-164-489-11	CERAMIC CHIP 0.22MF 10% 16V			
68		A1	CAPACITOR		C211	1-163-251-11	CERAMIC CHIP 100pF 5% 50V			

No.	#	Board	Type	! / *	Ref. No.	Part No.	Description	Remarks-1	Remarks-2	Difference
69		A1	CAPACITOR		C220	1-126-947-11	ELECT 47MF 20% 25V			
70		A1	CAPACITOR		C223	1-136-189-00	MYLAR 0.1MF 10% 250V			
71		A1	CAPACITOR		C230	1-164-489-11	CERAMIC CHIP 0.22MF 10% 16V			
72		A1	CAPACITOR		C252	1-126-947-11	ELECT 47MF 20% 25V			
73		A1	CAPACITOR		C301	1-163-231-11	CERAMIC CHIP 15pF 5% 50V			
74		A1	CAPACITOR		C305	1-164-004-11	CERAMIC CHIP 0.1MF 10% 25V			
75		A1	CAPACITOR		C306	1-137-857-21	MYLAR 0.47MF 10% 250V			
76		A1	CAPACITOR		C308	1-164-489-11	CERAMIC CHIP 0.22MF 10% 16V			
77		A1	CAPACITOR		C311	1-163-251-11	CERAMIC CHIP 100pF 5% 50V			
78		A1	CAPACITOR		C319	1-163-021-91	CERAMIC CHIP 0.01MF 10% 50V			
79		A1	CAPACITOR		C320	1-126-947-11	ELECT 47MF 20% 25V			
80		A1	CAPACITOR		C323	1-136-189-00	MYLAR 0.1MF 10% 250V			
81		A1	CAPACITOR		C330	1-164-489-11	CERAMIC CHIP 0.22MF 10% 16V			
82		A1	CAPACITOR		C352	1-126-947-11	ELECT 47MF 20% 25V			
83		A1	CONNECTOR		CN303	1-695-915-11	TAB (CONTACT)			
84		A1	CONNECTOR		CN307	1-794-991-11	CONNECTOR, D SUB (INPUT1/HD15)			
85		A1	CONNECTOR		CN309	1-794-991-11	CONNECTOR, D SUB (INPUT2/HD15)			
86		A1	CONNECTOR	*	CN315	1-778-682-11	PIN, CONNECTOR (PC BOARD) 8P			
87		A1	CONNECTOR		CN318	1-764-101-11	PIN, CONNECTOR (PC BOARD) 2P			
88		A1	DIODE		D001	8-719-801-78	DIODE 1SS184			
89		A1	DIODE		D002	8-719-109-89	ZENER DIODE RD5.6ESB2			
90		A1	DIODE		D003	8-719-109-89	ZENER DIODE RD5.6ESB2			
91		A1	DIODE		D004	8-719-062-51	DIODE 1PS226-115			
92		A1	DIODE		D005	8-719-062-51	DIODE 1PS226-115			
93		A1	DIODE		D006	8-719-801-78	DIODE 1SS184			
94		A1	DIODE		D007	8-719-109-89	ZENER DIODE RD5.6ESB2			
95		A1	DIODE		D008	8-719-109-89	ZENER DIODE RD5.6ESB2			
96		A1	DIODE		D009	8-719-109-89	ZENER DIODE RD5.6ESB2			
97		A1	DIODE		D010	8-719-109-89	ZENER DIODE RD5.6ESB2			
98		A1	DIODE		D011	8-719-109-89	ZENER DIODE RD5.6ESB2			
99		A1	DIODE		D012	8-719-062-51	DIODE 1PS226-115			
100		A1	DIODE		D013	8-719-911-19	DIODE 1SS119-25			
101		A1	DIODE		D014	8-719-911-19	DIODE 1SS119-25			
102		A1	DIODE		D016	8-719-109-89	ZENER DIODE RD5.6ESB2			

No.	#	Board	Type	! / *	Ref. No.	Part No.	Description	Remarks-1	Remarks-2	Difference
103		A1	DIODE		D019	8-719-062-51	DIODE 1PS226-115			
104		A1	DIODE		D101	8-719-062-51	DIODE 1PS226-115			
105		A1	DIODE		D104	8-719-052-12	DIODE 1SS376TE-17			
106		A1	DIODE		D105	8-719-052-12	DIODE 1SS376TE-17			
107		A1	DIODE		D106	8-719-970-83	DIODE HSS82-TJ			
108		A1	DIODE		D108	8-719-066-10	DIODE 1PS181-115			
109		A1	DIODE		D111	8-719-062-51	DIODE 1PS226-115			
110		A1	DIODE		D201	8-719-062-51	DIODE 1PS226-115			
111		A1	DIODE		D204	8-719-052-12	DIODE 1SS376TE-17			
112		A1	DIODE		D205	8-719-052-12	DIODE 1SS376TE-17			
113		A1	DIODE		D206	8-719-970-83	DIODE HSS82-TJ			
114		A1	DIODE		D208	8-719-066-10	DIODE 1PS181-115			
115		A1	DIODE		D211	8-719-062-51	DIODE 1PS226-115			
116		A1	DIODE		D301	8-719-062-51	DIODE 1PS226-115			
117		A1	DIODE		D304	8-719-052-12	DIODE 1SS376TE-17			
118		A1	DIODE		D305	8-719-052-12	DIODE 1SS376TE-17			
119		A1	DIODE		D306	8-719-970-83	DIODE HSS82-TJ			
120		A1	DIODE		D308	8-719-066-10	DIODE 1PS181-115			
121		A1	DIODE		D311	8-719-062-51	DIODE 1PS226-115			
122		A1	CHIP CONDUCTOR		FB002	1-216-295-91	SHORT 0			
123		A1	FERRITE BEAD		FB003	1-412-911-31	FERRITE 1.1uH			
124		A1	FERRITE BEAD		FB004	1-412-911-31	FERRITE 1.1uH			
125		A1	FERRITE BEAD		FB005	1-412-911-31	FERRITE 1.1uH			
126		A1	CHIP CONDUCTOR		FB006	1-216-295-91	SHORT 0			
127		A1	CHIP CONDUCTOR		FB007	1-216-295-91	SHORT 0			
128		A1	CHIP CONDUCTOR		FB008	1-216-295-91	SHORT 0			
129		A1	FERRITE BEAD		FB009	1-414-231-22	FERRITE 0uH			
130		A1	COIL		FB102	1-469-965-21	INDUCTOR 0uH			
131		A1	COIL		FB103	1-469-965-21	INDUCTOR 0uH			
132		A1	FERRITE BEAD		FB104	1-412-911-31	FERRITE 1.1uH			
133		A1	FERRITE BEAD		FB110	1-412-911-31	FERRITE 1.1uH			
134		A1	COIL		FB202	1-469-965-21	INDUCTOR 0uH			
135		A1	COIL		FB203	1-469-965-21	INDUCTOR 0uH			
136		A1	FERRITE BEAD		FB210	1-412-911-31	FERRITE 1.1uH			

No.	#	Board	Type	! / *	Ref. No.	Part No.	Description	Remarks-1	Remarks-2	Difference
137		A1	COIL		FB302	1-469-965-21	INDUCTOR 0uH			
138		A1	COIL		FB303	1-469-965-21	INDUCTOR 0uH			
139		A1	FERRITE BEAD		FB310	1-412-911-31	FERRITE 1.1uH			
140		A1	IC		IC001	6-700-496-01	IC M61314SP			
141		A1	IC		IC002	8-759-824-97	IC LM2412T			
142		A1	IC		IC003	8-759-681-38	IC CXD9548MTR			
143		A1	IC		IC004	8-749-019-91	IC H8D3104			
144		A1	IC		IC005	8-759-058-60	IC TC7SU04FU(TE85R)			
145		A1	IC		IC006	8-759-584-98	IC SN74AHCT04NSR			
146		A1	IC		IC007	8-759-640-39	IC BR24C02F-WE2			
147		A1	IC		IC008	8-759-680-71	IC MM1470AD			
148		A1	IC		IC009	8-759-640-39	IC BR24C02F-WE2			
149		A1	IC		IC011	8-759-592-79	IC BA00AST-V5			
150		A1	SOCKET	!	J001	1-451-524-11	SOCKET, PICTURE TUBE			
151		A1	CHIP CONDUCTOR		JR001	1-216-296-11	SHORT 0			
152		A1	CHIP CONDUCTOR		JR002	1-216-296-11	SHORT 0			
153		A1	CHIP CONDUCTOR		JR005	1-216-296-11	SHORT 0			
154		A1	CHIP CONDUCTOR		JR007	1-216-295-91	SHORT 0			
155		A1	CHIP CONDUCTOR		JR008	1-216-296-11	SHORT 0			
156		A1	CHIP CONDUCTOR		JR009	1-216-296-11	SHORT 0			
157		A1	CHIP CONDUCTOR		JR010	1-216-296-11	SHORT 0			
158		A1	CHIP CONDUCTOR		JR011	1-216-296-11	SHORT 0			
159		A1	CHIP CONDUCTOR		JR012	1-216-296-11	SHORT 0			
160		A1	CHIP CONDUCTOR		JR013	1-216-296-11	SHORT 0			
161		A1	CHIP CONDUCTOR		JR014	1-216-296-11	SHORT 0			
162		A1	CHIP CONDUCTOR		JR015	1-216-295-91	SHORT 0			
163		A1	CHIP CONDUCTOR		JR016	1-216-296-11	SHORT 0			
164		A1	CHIP CONDUCTOR		JR017	1-216-296-11	SHORT 0			
165		A1	CHIP CONDUCTOR		JR019	1-216-296-11	SHORT 0			
166		A1	CHIP CONDUCTOR		JR020	1-216-296-11	SHORT 0			
167		A1	CHIP CONDUCTOR		JR021	1-216-296-11	SHORT 0			
168		A1	CHIP CONDUCTOR		JR022	1-216-295-91	SHORT 0			
169		A1	CHIP CONDUCTOR		JR023	1-216-295-91	SHORT 0			
170		A1	CHIP CONDUCTOR		JR024	1-216-296-11	SHORT 0			

No.	#	Board	Type	! / *	Ref. No.	Part No.	Description	Remarks-1	Remarks-2	Difference
171		A1	CHIP CONDUCTOR		JR025	1-216-296-11	SHORT 0			
172		A1	CHIP CONDUCTOR		JR026	1-216-295-91	SHORT 0			
173		A1	CHIP CONDUCTOR		JR027	1-216-296-11	SHORT 0			
174		A1	CHIP CONDUCTOR		JR028	1-216-296-11	SHORT 0			
175		A1	CHIP CONDUCTOR		JR029	1-216-295-91	SHORT 0			
176		A1	CHIP CONDUCTOR		JR030	1-216-296-11	SHORT 0			
177		A1	COIL		L001	1-412-537-31	INDUCTOR 100uH			
178		A1	COIL		L002	1-412-549-31	INDUCTOR 1MH			
179		A1	COIL		L003	1-412-537-31	INDUCTOR 100uH			
180		A1	COIL		L004	1-412-529-11	INDUCTOR 22uH			
181		A1	COIL		L005	1-412-537-31	INDUCTOR 100uH			
182		A1	COIL		L006	1-412-537-31	INDUCTOR 100uH			
183		A1	COIL		L007	1-412-537-31	INDUCTOR 100uH			
184		A1	TRANSISTOR		Q001	8-729-025-28	TRANSISTOR 2SK1828			
185		A1	TRANSISTOR		Q002	8-729-025-28	TRANSISTOR 2SK1828			
186		A1	TRANSISTOR		Q004	8-729-025-28	TRANSISTOR 2SK1828			
187		A1	TRANSISTOR		Q005	8-729-025-28	TRANSISTOR 2SK1828			
188		A1	TRANSISTOR		Q101	8-729-120-28	TRANSISTOR 2SC1623-L5L6			
189		A1	TRANSISTOR		Q201	8-729-120-28	TRANSISTOR 2SC1623-L5L6			
190		A1	TRANSISTOR		Q301	8-729-120-28	TRANSISTOR 2SC1623-L5L6			
191		A1	RESISTOR		R001	1-216-077-91	RES-CHIP 15K 5% 1/10W			
192		A1	RESISTOR		R002	1-216-077-91	RES-CHIP 15K 5% 1/10W			
193		A1	RESISTOR		R003	1-216-025-11	RES-CHIP 100 5% 1/10W			
194		A1	RESISTOR		R006	1-260-316-51	CARBON 100 5% 1/2W			
195		A1	RESISTOR		R007	1-216-025-11	RES-CHIP 100 5% 1/10W			
196		A1	RESISTOR		R008	1-216-025-11	RES-CHIP 100 5% 1/10W			
197		A1	RESISTOR		R010	1-216-025-11	RES-CHIP 100 5% 1/10W			
198		A1	RESISTOR		R011	1-216-057-00	RES-CHIP 2.2K 5% 1/10W			
199		A1	RESISTOR		R012	1-216-057-00	RES-CHIP 2.2K 5% 1/10W			
200		A1	RESISTOR		R013	1-216-025-11	RES-CHIP 100 5% 1/10W			
201		A1	RESISTOR		R014	1-260-316-51	CARBON 100 5% 1/2W			
202		A1	RESISTOR		R015	1-216-057-00	RES-CHIP 2.2K 5% 1/10W			
203		A1	RESISTOR		R016	1-216-057-00	RES-CHIP 2.2K 5% 1/10W			
204		A1	RESISTOR		R017	1-216-025-11	RES-CHIP 100 5% 1/10W			

No.	#	Board	Type	! / *	Ref. No.	Part No.	Description	Remarks-1	Remarks-2	Difference
205		A1	RESISTOR		R018	1-216-025-11	RES-CHIP 100 5% 1/10W			
206		A1	RESISTOR		R019	1-216-071-00	RES-CHIP 8.2K 5% 1/10W			
207		A1	RESISTOR		R020	1-216-025-11	RES-CHIP 100 5% 1/10W			
208		A1	RESISTOR		R021	1-216-025-11	RES-CHIP 100 5% 1/10W			
209		A1	CHIP CONDUCTOR		R022	1-216-295-91	SHORT 0			
210		A1	RESISTOR		R023	1-216-049-11	RES-CHIP 1K 5% 1/10W			
211		A1	RESISTOR		R024	1-216-065-91	RES-CHIP 4.7K 5% 1/10W			
212		A1	RESISTOR		R025	1-216-065-91	RES-CHIP 4.7K 5% 1/10W			
213		A1	RESISTOR		R027	1-216-017-91	RES-CHIP 47 5% 1/10W			
214		A1	RESISTOR		R028	1-216-017-91	RES-CHIP 47 5% 1/10W			
215		A1	CHIP CONDUCTOR		R030	1-216-295-91	SHORT 0			
216		A1	RESISTOR		R031	1-216-077-91	RES-CHIP 15K 5% 1/10W			
217		A1	RESISTOR		R032	1-260-316-51	CARBON 100 5% 1/2W			
218		A1	RESISTOR		R033	1-216-651-11	METAL CHIP 1K 0.5% 1/10W			
219		A1	RESISTOR		R034	1-216-055-00	RES-CHIP 1.8K 5% 1/10W			
220		A1	RESISTOR		R038	1-216-017-91	RES-CHIP 47 5% 1/10W			
221		A1	RESISTOR		R039	1-216-017-91	RES-CHIP 47 5% 1/10W			
222		A1	RESISTOR		R040	1-216-065-91	RES-CHIP 4.7K 5% 1/10W			
223		A1	RESISTOR		R041	1-216-073-91	RES-CHIP 10K 5% 1/10W			
224		A1	CHIP CONDUCTOR		R043	1-216-295-91	SHORT 0			
225		A1	CHIP CONDUCTOR		R044	1-216-295-91	SHORT 0			
226		A1	CHIP CONDUCTOR		R046	1-216-295-91	SHORT 0			
227		A1	CHIP CONDUCTOR		R047	1-216-295-91	SHORT 0			
228		A1	RESISTOR		R048	1-216-089-91	RES-CHIP 47K 5% 1/10W			
229		A1	RESISTOR		R049	1-216-089-91	RES-CHIP 47K 5% 1/10W			
230		A1	RESISTOR		R051	1-216-121-11	RES-CHIP 1M 5% 1/10W			
231		A1	RESISTOR		R052	1-259-884-11	CARBON 4.7M 5% 1/4W			
232		A1	RESISTOR		R053	1-216-627-11	METAL CHIP 100 0.5% 1/10W			
233		A1	RESISTOR		R054	1-260-103-11	CARBON 2.2K 5% 1/2W			
234		A1	RESISTOR		R058	1-216-049-11	RES-CHIP 1K 5% 1/10W			
235		A1	RESISTOR		R059	1-216-057-00	RES-CHIP 2.2K 5% 1/10W			
236		A1	RESISTOR		R064	1-260-127-11	CARBON 220K 5% 1/2W			
237		A1	RESISTOR		R077	1-216-077-91	RES-CHIP 15K 5% 1/10W			
238		A1	RESISTOR		R078	1-216-668-11	METAL CHIP 5.1K 0.5% 1/10W			

No.	#	Board	Type	! / *	Ref. No.	Part No.	Description	Remarks-1	Remarks-2	Difference
239		A1	RESISTOR		R079	1-216-663-11	METAL CHIP 3.3K 0.5% 1/10W			
240		A1	RESISTOR		R080	1-216-661-11	METAL CHIP 2.7K 0.5% 1/10W			
241		A1	RESISTOR		R082	1-216-369-00	METAL OXIDE 1 5% 2W			
242		A1	RESISTOR		R092	1-216-077-91	RES-CHIP 15K 5% 1/10W			
243		A1	CHIP CONDUCTOR		R097	1-216-295-91	SHORT 0			
244		A1	RESISTOR		R098	1-216-089-91	RES-CHIP 47K 5% 1/10W			
245		A1	RESISTOR		R101	1-215-395-00	METAL 82 1% 1/4W			
246		A1	RESISTOR		R104	1-216-059-00	RES-CHIP 2.7K 5% 1/10W			
247		A1	RESISTOR		R106	1-249-436-11	CARBON 39K 5% 1/4W			
248		A1	RESISTOR		R107	1-216-085-91	RES-CHIP 33K 5% 1/10W			
249		A1	RESISTOR		R108	1-216-065-91	RES-CHIP 4.7K 5% 1/10W			
250		A1	RESISTOR		R109	1-216-121-11	RES-CHIP 1M 5% 1/10W			
251		A1	RESISTOR		R110	1-216-037-00	RES-CHIP 330 5% 1/10W			
252		A1	RESISTOR		R111	1-249-402-11	CARBON 56 5% 1/4W			
253		A1	RESISTOR		R115	1-216-081-00	RES-CHIP 22K 5% 1/10W			
254		A1	RESISTOR		R117	1-216-013-00	RES-CHIP 33 5% 1/10W			
255		A1	RESISTOR		R118	1-216-009-91	RES-CHIP 22 5% 1/10W			
256		A1	RESISTOR		R119	1-216-113-00	RES-CHIP 470K 5% 1/10W			
257		A1	RESISTOR		R120	1-216-113-00	RES-CHIP 470K 5% 1/10W			
258		A1	RESISTOR		R121	1-216-113-00	RES-CHIP 470K 5% 1/10W			
259		A1	RESISTOR		R122	1-216-121-11	RES-CHIP 1M 5% 1/10W			
260		A1	RESISTOR		R123	1-249-416-11	CARBON 820 5% 1/4W			
261		A1	RESISTOR		R130	1-249-399-11	CARBON 33 5% 1/4W			
262		A1	COIL		R133	1-469-965-21	INDUCTOR 0uH			
263		A1	RESISTOR		R140	1-249-399-11	CARBON 33 5% 1/4W			
264		A1	RESISTOR		R151	1-219-742-11	CARBON 47 5% 1/2W			
265		A1	RESISTOR		R161	1-215-395-00	METAL 82 1% 1/4W			
266		A1	RESISTOR		R163	1-216-025-11	RES-CHIP 100 5% 1/10W			
267		A1	RESISTOR		R164	1-216-099-00	RES-CHIP 120K 5% 1/10W			
268		A1	RESISTOR		R201	1-215-395-00	METAL 82 1% 1/4W			
269		A1	RESISTOR		R204	1-216-059-00	RES-CHIP 2.7K 5% 1/10W			
270		A1	RESISTOR		R206	1-249-436-11	CARBON 39K 5% 1/4W			
271		A1	RESISTOR		R207	1-216-085-91	RES-CHIP 33K 5% 1/10W			
272		A1	RESISTOR		R208	1-216-065-91	RES-CHIP 4.7K 5% 1/10W			

No.	#	Board	Type	! / *	Ref. No.	Part No.	Description	Remarks-1	Remarks-2	Difference
273		A1	RESISTOR		R209	1-216-121-11	RES-CHIP 1M 5% 1/10W			
274		A1	RESISTOR		R210	1-216-045-00	RES-CHIP 680 5% 1/10W			
275		A1	RESISTOR		R211	1-249-403-11	CARBON 68 5% 1/4W			
276		A1	RESISTOR		R215	1-216-081-00	RES-CHIP 22K 5% 1/10W			
277		A1	RESISTOR		R217	1-216-013-00	RES-CHIP 33 5% 1/10W			
278		A1	RESISTOR		R218	1-216-017-91	RES-CHIP 47 5% 1/10W			
279		A1	RESISTOR		R219	1-216-113-00	RES-CHIP 470K 5% 1/10W			
280		A1	RESISTOR		R220	1-216-113-00	RES-CHIP 470K 5% 1/10W			
281		A1	RESISTOR		R221	1-216-113-00	RES-CHIP 470K 5% 1/10W			
282		A1	RESISTOR		R222	1-216-121-11	RES-CHIP 1M 5% 1/10W			
283		A1	RESISTOR		R223	1-249-416-11	CARBON 820 5% 1/4W			
284		A1	RESISTOR		R230	1-249-399-11	CARBON 33 5% 1/4W			
285		A1	COIL		R233	1-469-965-21	INDUCTOR 0uH			
286		A1	RESISTOR		R240	1-249-399-11	CARBON 33 5% 1/4W			
287		A1	RESISTOR		R251	1-219-742-11	CARBON 47 5% 1/2W			
288		A1	RESISTOR		R261	1-215-395-00	METAL 82 1% 1/4W			
289		A1	RESISTOR		R263	1-216-025-11	RES-CHIP 100 5% 1/10W			
290		A1	RESISTOR		R264	1-216-099-00	RES-CHIP 120K 5% 1/10W			
291		A1	RESISTOR		R301	1-215-395-00	METAL 82 1% 1/4W			
292		A1	RESISTOR		R304	1-216-059-00	RES-CHIP 2.7K 5% 1/10W			
293		A1	RESISTOR		R306	1-249-436-11	CARBON 39K 5% 1/4W			
294		A1	RESISTOR		R307	1-216-085-91	RES-CHIP 33K 5% 1/10W			
295		A1	RESISTOR		R308	1-216-065-91	RES-CHIP 4.7K 5% 1/10W			
296		A1	RESISTOR		R309	1-216-121-11	RES-CHIP 1M 5% 1/10W			
297		A1	RESISTOR		R310	1-216-037-00	RES-CHIP 330 5% 1/10W			
298		A1	RESISTOR		R311	1-249-402-11	CARBON 56 5% 1/4W			
299		A1	RESISTOR		R315	1-216-081-00	RES-CHIP 22K 5% 1/10W			
300		A1	RESISTOR		R317	1-216-013-00	RES-CHIP 33 5% 1/10W			
301		A1	RESISTOR		R318	1-216-019-00	RES-CHIP 56 5% 1/10W			
302		A1	RESISTOR		R319	1-216-113-00	RES-CHIP 470K 5% 1/10W			
303		A1	RESISTOR		R320	1-216-113-00	RES-CHIP 470K 5% 1/10W			
304		A1	RESISTOR		R321	1-216-113-00	RES-CHIP 470K 5% 1/10W			
305		A1	RESISTOR		R322	1-216-121-11	RES-CHIP 1M 5% 1/10W			
306		A1	RESISTOR		R323	1-249-416-11	CARBON 820 5% 1/4W			

No.	#	Board	Type	! / *	Ref. No.	Part No.	Description	Remarks-1	Remarks-2	Difference
307		A1	RESISTOR		R330	1-249-399-11	CARBON 33 5% 1/4W			
308		A1	COIL		R333	1-469-965-21	INDUCTOR 0uH			
309		A1	RESISTOR		R340	1-249-399-11	CARBON 33 5% 1/4W			
310		A1	RESISTOR		R351	1-219-742-11	CARBON 47 5% 1/2W			
311		A1	RESISTOR		R361	1-215-395-00	METAL 82 1% 1/4W			
312		A1	RESISTOR		R363	1-216-025-11	RES-CHIP 100 5% 1/10W			
313		A1	RESISTOR		R364	1-216-099-00	RES-CHIP 120K 5% 1/10W			
314		A1	SPARK GAP		SG001	1-519-422-11	GAP, SPARK			
315		A1	SPARK GAP		SG002	1-576-354-21	GAP, SPARK			
316		A1	SPARK GAP		SG101	1-576-354-21	GAP, SPARK			
317		A1	SPARK GAP		SG201	1-576-354-21	GAP, SPARK			
318		A1	SPARK GAP		SG301	1-576-354-21	GAP, SPARK			
319		A1	CRYSTAL		X001	1-760-682-21	VIBRATOR, CRYSTAL (24.5MHz)			
320		D	CAPACITOR		C401	1-128-528-11	ELECT 470MF 20% 25V			
321		D	CAPACITOR		C402	1-130-785-11	MYLAR 0.47MF 10% 100V			
322		D	CAPACITOR		C403	1-107-911-11	ELECT 220MF 20% 50V			
323		D	CAPACITOR		C404	1-128-528-11	ELECT 470MF 20% 25V			
324		D	CAPACITOR		C405	1-163-009-91	CERAMIC CHIP 0.001MF 10% 50V			
325		D	CAPACITOR		C406	1-137-366-11	MYLAR 0.0022MF 5% 50V			
326		D	CAPACITOR		C407	1-164-161-11	CERAMIC CHIP 0.0022MF 10% 50V			
327		D	CAPACITOR		C408	1-163-222-11	CERAMIC CHIP 5pF 0.25pF 50V			
328		D	CAPACITOR		C500	1-163-259-91	CERAMIC CHIP 220pF 5% 50V			
329		D	CAPACITOR		C502	1-137-150-11	MYLAR 0.01MF 5% 50V			
330		D	CAPACITOR		C503	1-130-495-00	MYLAR 0.1MF 5% 50V			
331		D	CAPACITOR		C504	1-137-368-11	MYLAR 0.0047MF 5% 50V			
332		D	CAPACITOR		C505	1-126-949-11	ELECT 220MF 20% 35V			
333		D	CAPACITOR		C506	1-127-810-51	ELECT MELF 22MF 20% 250V			
334		D	CAPACITOR		C507	1-136-207-11	MYLAR 0.047MF 5% 400V			
335		D	CAPACITOR		C508	1-137-715-11	FILM 3300pF 3% 1.8KV			
336		D	CAPACITOR		C509	1-107-444-11	CERAMIC 100pF 5% 2KV			
337		D	CAPACITOR		C510	1-136-684-51	MYLAR 0.0022MF 10% 100V			
338		D	CAPACITOR		C511	1-163-038-91	CERAMIC CHIP 0.1MF 25V			
339		D	CAPACITOR		C512	1-163-005-91	CERAMIC CHIP 470pF 10% 50V			
340		D	CAPACITOR		C513	1-163-038-91	CERAMIC CHIP 0.1MF 25V			

No.	#	Board	Type	! / *	Ref. No.	Part No.	Description	Remarks-1	Remarks-2	Difference
341		D	CAPACITOR		C514	1-137-368-11	MYLAR 0.0047MF 5% 50V			
342		D	CAPACITOR		C515	1-163-021-91	CERAMIC CHIP 0.01MF 10% 50V			
343		D	CAPACITOR		C516	1-126-934-11	ELECT 220MF 20% 16V			
344		D	CAPACITOR		C517	1-163-133-00	CERAMIC CHIP 470pF 5% 50V			
345		D	CAPACITOR		C519	1-163-017-00	CERAMIC CHIP 0.0047MF 10% 50V			
346		D	CAPACITOR		C520	1-163-023-00	CERAMIC CHIP 0.015MF 10% 50V			
347		D	CAPACITOR		C521	1-163-021-91	CERAMIC CHIP 0.01MF 10% 50V			
348		D	CAPACITOR		C522	1-126-965-91	ELECT 22MF 20% 50V			
349		D	CAPACITOR		C524	1-126-941-11	ELECT 470MF 20% 25V			
350		D	CAPACITOR		C525	1-164-004-11	CERAMIC CHIP 0.1MF 10% 25V			
351		D	CAPACITOR		C533	1-163-017-00	CERAMIC CHIP 0.0047MF 10% 50V			
352		D	CAPACITOR		C534	1-163-021-91	CERAMIC CHIP 0.01MF 10% 50V			
353		D	CAPACITOR		C535	1-164-004-11	CERAMIC CHIP 0.1MF 10% 25V			
354		D	CAPACITOR		C536	1-107-665-11	ELECT 0.47MF 20% 400V			
355		D	CAPACITOR		C537	1-137-868-11	FILM 0.13MF 5% 400V			
356		D	CAPACITOR		C538	1-107-651-11	ELECT 4.7MF 20% 250V			
357		D	CAPACITOR		C539	1-115-356-11	FILM 1.2MF 5% 250V			
358		D	CAPACITOR		C540	1-107-888-11	ELECT 47MF 20% 25V			
359		D	CAPACITOR		C541	1-115-521-11	FILM 0.82MF 5% 250V			
360		D	CAPACITOR		C542	1-164-346-11	CERAMIC CHIP 1MF 16V			
361		D	CAPACITOR		C543	1-117-666-11	FILM 0.39MF 5% 250V			
362		D	CAPACITOR		C544	1-164-005-11	CERAMIC CHIP 0.47MF 16V			
363		D	CAPACITOR		C545	1-117-662-11	FILM 0.18MF 5% 250V			
364		D	CAPACITOR		C546	1-164-222-91	CERAMIC CHIP 0.22MF 25V			
365		D	CAPACITOR		C547	1-119-860-11	FILM 0.082MF 5% 250V			
366		D	CAPACITOR		C548	1-163-021-91	CERAMIC CHIP 0.01MF 10% 50V			
367		D	CAPACITOR		C549	1-136-060-00	FILM 0.047MF 5% 400V			
368		D	CAPACITOR		C550	1-163-021-91	CERAMIC CHIP 0.01MF 10% 50V			
369		D	CAPACITOR		C554	1-163-009-91	CERAMIC CHIP 0.001MF 10% 50V			
370		D	CAPACITOR		C559	1-163-038-91	CERAMIC CHIP 0.1MF 25V			
371		D	CAPACITOR		C560	1-137-856-11	FILM 0.018MF 5% 400V			
372		D	CAPACITOR		C561	1-163-021-91	CERAMIC CHIP 0.01MF 10% 50V			
373		D	CAPACITOR		C562	1-163-009-91	CERAMIC CHIP 0.001MF 10% 50V			
374		D	CAPACITOR		C563	1-104-572-11	CERAMIC 0.0022MF 10% 2KV			

No.	#	Board	Type	! / *	Ref. No.	Part No.	Description	Remarks-1	Remarks-2	Difference
375		D	CAPACITOR		C564	1-163-021-91	CERAMIC CHIP 0.01MF 10% 50V			
376		D	CAPACITOR		C565	1-164-004-11	CERAMIC CHIP 0.1MF 10% 25V			
377		D	CAPACITOR		C566	1-164-004-11	CERAMIC CHIP 0.1MF 10% 25V			
378		D	CAPACITOR	!	C601	1-107-533-11	MYLAR 1MF 20% 250V			
379		D	CAPACITOR	!	C602	1-104-708-11	MYLAR 0.47MF 20% 250V			
380		D	CAPACITOR	!	C603	1-113-900-11	CERAMIC 470pF 10% 250V			
381		D	CAPACITOR	!	C604	1-113-900-11	CERAMIC 470pF 10% 250V			
382		D	CAPACITOR	!	C605	1-113-926-11	CERAMIC 0.0047MF 250V			
383		D	CAPACITOR	!	C606	1-113-926-11	CERAMIC 0.0047MF 250V			
384		D	CAPACITOR		C607	1-113-920-11	CERAMIC 2200pF 20% 125V			
385		D	CAPACITOR		C610	1-137-673-11	ELECT 330MF 20% 450V			
386		D	CAPACITOR		C611	1-117-227-11	MYLAR 1MF 10% 450V			
387		D	CAPACITOR		C612	1-136-169-00	FILM 0.22MF 5% 50V			
388		D	CAPACITOR		C613	1-126-967-11	ELECT 47MF 20% 50V			
389		D	CAPACITOR		C614	1-163-251-11	CERAMIC CHIP 100pF 5% 50V			
390		D	CAPACITOR		C615	1-104-564-91	CERAMIC 100pF 10% 2KV			
391		D	CAPACITOR		C629	1-163-017-00	CERAMIC CHIP 0.0047MF 10% 50V			
392		D	CAPACITOR		C630	1-163-038-91	CERAMIC CHIP 0.1MF 25V			
393		D	CAPACITOR		C631	1-104-665-11	ELECT 100MF 20% 25V			
394		D	CAPACITOR		C632	1-126-961-11	ELECT 2.2MF 20% 50V			
395		D	CAPACITOR		C635	1-163-005-91	CERAMIC CHIP 470pF 10% 50V			
396		D	CAPACITOR		C636	1-164-161-11	CERAMIC CHIP 0.0022MF 10% 50V			
397		D	CAPACITOR		C640	1-126-795-11	ELECT 10MF 20% 50V			
398		D	CAPACITOR		C641	1-107-792-11	CERAMIC 100pF 5% 1KV			
399		D	CAPACITOR		C642	1-136-189-00	MYLAR 0.1MF 10% 250V			
400		D	CAPACITOR		C643	1-107-792-11	CERAMIC 100pF 5% 1KV			
401		D	CAPACITOR		C644	1-136-165-00	FILM 0.1MF 5% 50V			
402		D	CAPACITOR		C645	1-136-479-11	FILM 0.001MF 2% 50V			
403		D	CAPACITOR		C646	1-126-961-11	ELECT 2.2MF 20% 50V			
404		D	CAPACITOR		C647	1-126-963-11	ELECT 4.7MF 20% 50V			
405		D	CAPACITOR		C648	1-126-967-11	ELECT 47MF 20% 50V			
406		D	CAPACITOR		C649	1-163-009-91	CERAMIC CHIP 0.001MF 10% 50V			
407		D	CAPACITOR		C650	1-107-965-11	ELECT 100MF 20% 250V			
408		D	CAPACITOR		C652	1-128-563-11	ELECT 100MF 20% 100V			

No.	#	Board	Type	! / *	Ref. No.	Part No.	Description	Remarks-1	Remarks-2	Difference
409		D	CAPACITOR		C654	1-126-943-11	ELECT 2200MF 20% 25V			
410		D	CAPACITOR		C655	1-126-947-11	ELECT 47MF 20% 25V			
411		D	CAPACITOR		C656	1-126-943-11	ELECT 2200MF 20% 25V			
412		D	CAPACITOR		C657	1-126-947-11	ELECT 47MF 20% 25V			
413		D	CAPACITOR		C658	1-137-725-21	FILM 8200pF 3% 800V			
414		D	CAPACITOR		C667	1-107-909-11	ELECT 47MF 20% 16V			
415		D	CAPACITOR		C680	1-107-886-11	ELECT 4700MF 20% 16V			
416		D	CAPACITOR		C681	1-107-889-11	ELECT 220MF 20% 10V			
417		D	CAPACITOR		C682	1-137-368-11	MYLAR 0.0047MF 5% 50V			
418		D	CAPACITOR		C683	1-115-706-11	ELECT 220MF 20% 6.3V			
419		D	CAPACITOR		C686	1-115-706-11	ELECT 220MF 20% 6.3V			
420		D	CAPACITOR		C687	1-130-495-00	MYLAR 0.1MF 5% 50V			
421		D	CAPACITOR		C692	1-115-706-11	ELECT 220MF 20% 6.3V			
422		D	CAPACITOR		C693	1-117-699-11	CERAMIC 0.001MF 99% 250V			
423		D	CAPACITOR		C701	1-163-003-11	CERAMIC CHIP 330pF 10% 50V			
424		D	CAPACITOR		C703	1-163-003-11	CERAMIC CHIP 330pF 10% 50V			
425		D	CAPACITOR		C704	1-137-150-11	MYLAR 0.01MF 5% 50V			
426		D	CAPACITOR		C705	1-164-004-11	CERAMIC CHIP 0.1MF 10% 25V			
427		D	CAPACITOR		C706	1-137-150-11	MYLAR 0.01MF 5% 50V			
428		D	CAPACITOR		C707	1-104-666-11	ELECT 220MF 20% 25V			
429		D	CAPACITOR		C708	1-104-666-11	ELECT 220MF 20% 25V			
430		D	CAPACITOR		C711	1-163-239-11	CERAMIC CHIP 33pF 5% 50V			
431		D	CAPACITOR		C712	1-163-239-11	CERAMIC CHIP 33pF 5% 50V			
432		D	CAPACITOR		C713	1-163-021-91	CERAMIC CHIP 0.01MF 10% 50V			
433		D	CAPACITOR		C714	1-163-021-91	CERAMIC CHIP 0.01MF 10% 50V			
434		D	CAPACITOR		C718	1-163-038-91	CERAMIC CHIP 0.1MF 25V			
435		D	CAPACITOR		C719	1-163-038-91	CERAMIC CHIP 0.1MF 25V			
436		D	CAPACITOR		C720	1-163-021-91	CERAMIC CHIP 0.01MF 10% 50V			
437		D	CAPACITOR		C721	1-128-562-11	ELECT 47MF 20% 100V			
438		D	CAPACITOR		C723	1-128-560-11	ELECT 22MF 20% 100V			
439		D	CAPACITOR		C724	1-162-134-11	CERAMIC 470pF 10% 2KV			
440		D	CAPACITOR		C726	1-163-038-91	CERAMIC CHIP 0.1MF 25V			
441		D	CAPACITOR		C727	1-163-038-91	CERAMIC CHIP 0.1MF 25V			
442		D	CAPACITOR		C730	1-163-009-91	CERAMIC CHIP 0.001MF 10% 50V			

No.	#	Board	Type	! / *	Ref. No.	Part No.	Description	Remarks-1	Remarks-2	Difference
443		D	CAPACITOR		C732	1-163-021-91	CERAMIC CHIP 0.01MF 10% 50V			
444		D	CAPACITOR		C733	1-117-722-11	ELECT 2200MF 20% 10V			
445		D	CAPACITOR		C734	1-164-004-11	CERAMIC CHIP 0.1MF 10% 25V			
446		D	CAPACITOR		C736	1-126-967-11	ELECT 47MF 20% 50V			
447		D	CAPACITOR		C737	1-126-967-11	ELECT 47MF 20% 50V			
448		D	CAPACITOR		C738	1-136-169-00	FILM 0.22MF 5% 50V			
449		D	CAPACITOR		C761	1-163-021-91	CERAMIC CHIP 0.01MF 10% 50V			
450		D	CAPACITOR		C900	1-107-713-11	ELECT 4.7MF 20% 50V			
451		D	CAPACITOR		C901	1-104-665-11	ELECT 100MF 20% 25V			
452		D	CAPACITOR		C902	1-163-021-91	CERAMIC CHIP 0.01MF 10% 50V			
453		D	CAPACITOR		C903	1-126-962-11	ELECT 3.3MF 20% 50V			
454		D	CAPACITOR		C904	1-115-339-11	CERAMIC CHIP 0.1MF 10% 50V			
455		D	CAPACITOR		C905	1-163-133-00	CERAMIC CHIP 470pF 5% 50V			
456		D	CAPACITOR		C906	1-163-251-11	CERAMIC CHIP 100pF 5% 50V			
457		D	CAPACITOR		C908	1-163-021-91	CERAMIC CHIP 0.01MF 10% 50V			
458		D	CAPACITOR		C909	1-104-665-11	ELECT 100MF 20% 25V			
459		D	CAPACITOR		C910	1-163-259-91	CERAMIC CHIP 220pF 5% 50V			
460		D	CAPACITOR		C911	1-163-137-00	CERAMIC CHIP 680pF 5% 50V			
461		D	CAPACITOR		C913	1-135-842-51	ELECT 47MF 20% 250V			
462		D	CAPACITOR		C914	1-136-203-91	CAP, METALIZED FILM 0.01MF			
463		D	CAPACITOR		C915	1-137-867-11	FILM 0.00047MF 5% 250V			
464		D	CAPACITOR		C916	1-117-665-11	FILM 0.33MF 5% 250V			
465		D	CAPACITOR		C917	1-115-339-11	CERAMIC CHIP 0.1MF 10% 50V			
466		D	CAPACITOR		C918	1-117-626-31	FILM 2000pF 3% 1.2KV			
467		D	CAPACITOR		C919	1-115-349-51	CERAMIC 0.01MF 2KV			
468		D	CAPACITOR		C920	1-115-349-51	CERAMIC 0.01MF 2KV			
469		D	CAPACITOR		C921	1-163-038-91	CERAMIC CHIP 0.1MF 25V			
470		D	CAPACITOR		C923	1-126-959-11	ELECT 0.47MF 20% 50V			
471		D	CAPACITOR		C925	1-137-372-11	MYLAR 0.022MF 5% 50V			
472		D	CAPACITOR		C926	1-106-220-00	MYLAR 0.1MF 10% 100V			
473		D	CAPACITOR		C927	1-102-228-00	CERAMIC 470pF 10% 500V			
474		D	CAPACITOR		C929	1-126-794-11	ELECT 4.7MF 20% 25V			
475		D	CAPACITOR		C930	1-136-169-00	FILM 0.22MF 5% 50V			
476		D	CAPACITOR		C932	1-164-004-11	CERAMIC CHIP 0.1MF 10% 25V			

No.	#	Board	Type	! / *	Ref. No.	Part No.	Description	Remarks-1	Remarks-2	Difference
477		D	CAPACITOR		C933	1-126-786-11	ELECT 47MF 20% 16V			
478		D	CAPACITOR		C935	1-163-021-91	CERAMIC CHIP 0.01MF 10% 50V			
479		D	CAPACITOR		C936	1-163-009-91	CERAMIC CHIP 0.001MF 10% 50V			
480		D	CAPACITOR		C937	1-126-796-11	ELECT 22MF 20% 25V			
481		D	CAPACITOR		C938	1-126-935-11	ELECT 470MF 20% 16V			
482		D	CONNECTOR		CN501	1-793-239-11	PIN, CONNECTOR (PC BOARD) 6P			
483		D	CONNECTOR	*	CN601	1-580-689-11	PIN, CONNECTOR (PC BOARD) 4P			
484		D	CONNECTOR	*	CN602	1-691-960-11	PIN, CONNECTOR (PC BOARD) 3P			
485		D	CONNECTOR		CN604	1-770-724-11	CONNECTOR, BOARD TO BOARD 9P			
486		D	CONNECTOR	*	CN701	1-764-333-11	PLUG, CONNECTOR 10P			
487		D	CONNECTOR		CN904	1-695-915-11	TAB (CONTACT)			
488		D	CONNECTOR	*	CN1101	1-508-879-11	BASE POST 4P			
489		D	CONNECTOR		CN1102	1-774-628-11	CONNECTOR, BOARD TO BOARD 17P			
490		D	CONNECTOR	*	CN1103	1-564-511-11	PLUG, CONNECTOR 8P			
491		D	DIODE		D401	8-719-979-58	DIODE EGP10D			
492		D	DIODE		D405	8-719-109-85	ZENER DIODE RD5.1ESB2			
493		D	DIODE		D406	8-719-050-84	DIODE RB441Q-40T-77			
494		D	DIODE		D501	8-719-110-47	ZENER DIODE RD18ESB			
495		D	DIODE		D502	8-719-054-71	DIODE D5SC4M-F			
496		D	DIODE		D503	8-719-110-47	ZENER DIODE RD18ESB			
497		D	DIODE		D504	8-719-066-36	DIODE FMQ-G5GS			
498		D	DIODE		D505	8-719-052-86	DIODE D2L40-TA			
499		D	DIODE		D506	8-719-062-89	ZENER DIODE HZS5B2-TE			
500		D	DIODE		D509	8-719-404-50	DIODE MA111-TX			
501		D	DIODE		D510	8-719-941-75	DIODE ERB91-02TP1			
502		D	DIODE		D512	8-719-911-19	DIODE 1SS119-25			
503		D	DIODE		D516	8-719-052-90	DIODE D1NL40-TA2			
504		D	DIODE		D517	8-719-941-75	DIODE ERB91-02TP1			
505		D	DIODE		D518	8-719-050-84	DIODE RB441Q-40T-77			
506		D	DIODE		D519	8-719-069-54	ZENER DIODE UDZSTE-175.1B			
507		D	DIODE		D520	8-719-911-19	DIODE 1SS119-25			
508		D	DIODE		D521	8-719-911-19	DIODE 1SS119-25			
509		D	DIODE	!	D610	8-719-510-53	DIODE D4SB60L			
510		D	DIODE		D613	8-719-304-63	DIODE RM11C			

No.	#	Board	Type	! / *	Ref. No.	Part No.	Description	Remarks-1	Remarks-2	Difference
511		D	DIODE		D631	8-719-063-73	DIODE D1NL20U-TR			
512		D	DIODE		D632	8-719-059-23	DIODE P6KE200AG23			
513		D	DIODE		D633	8-719-069-63	DIODE ERB38-06V1			
514		D	DIODE		D634	8-719-063-73	DIODE D1NL20U-TR			
515		D	DIODE		D635	8-719-110-67	ZENER DIODE RD27ES-B2			
516		D	DIODE		D641	8-719-069-63	DIODE ERB38-06V1			
517		D	DIODE		D643	8-719-404-50	DIODE MA111-TX			
518		D	DIODE		D644	8-719-404-50	DIODE MA111-TX			
519		D	DIODE		D650	8-719-064-49	DIODE D4SBL40			
520		D	DIODE		D651	8-719-052-90	DIODE D1NL40-TA2			
521		D	DIODE		D652	8-719-052-91	DIODE D4SBS4-F			
522		D	DIODE		D680	8-719-079-00	DIODE FCH10A15			
523		D	DIODE		D690	8-719-911-19	DIODE 1SS119-25			
524		D	DIODE		D692	8-719-911-19	DIODE 1SS119-25			
525		D	DIODE		D694	8-719-911-19	DIODE 1SS119-25			
526		D	DIODE		D697	8-719-404-50	DIODE MA111-TX			
527		D	DIODE		D701	8-719-911-19	DIODE 1SS119-25			
528		D	DIODE		D702	8-719-911-19	DIODE 1SS119-25			
529		D	DIODE		D703	8-719-911-19	DIODE 1SS119-25			
530		D	DIODE		D705	8-719-404-50	DIODE MA111-TX			
531		D	DIODE		D706	8-719-069-54	ZENER DIODE UdzSTE-175.1B			
532		D	DIODE		D901	8-719-404-50	DIODE MA111-TX			
533		D	DIODE		D906	8-719-977-40	ZENER DIODE DTZ13B			
534		D	DIODE		D907	8-719-052-86	DIODE D2L40-TA			
535		D	DIODE		D909	8-719-110-47	ZENER DIODE RD18ESB			
536		D	DIODE		D910	8-719-028-72	DIODE RGP02-17EL-6433			
537		D	DIODE		D911	8-719-018-82	DIODE RGP02-20EL-6394			
538		D	DIODE		D912	8-719-110-42	ZENER DIODE RD15ES-B3			
539		D	DIODE		D914	8-719-970-83	DIODE HSS82-TJ			
540		D	DIODE		D917	8-719-069-60	ZENER DIODE UdzSTE-179.1B			
541		D	DIODE		D918	8-719-404-50	DIODE MA111-TX			
542		D	DIODE		D919	8-719-069-54	ZENER DIODE UdzSTE-175.1B			
543		D	DIODE		D920	8-719-977-28	ZENER DIODE DTZ10B			
544		D	DIODE		D921	8-719-911-19	DIODE 1SS119-25			

No.	#	Board	Type	! / *	Ref. No.	Part No.	Description	Remarks-1	Remarks-2	Difference
545		D	DIODE		D922	8-719-404-50	DIODE MA111-TX			
546		D	DIODE		D923	8-719-404-50	DIODE MA111-TX			
547		D	FUSE	!	F601	1-576-233-11	FUSE (H.B.C.) (6.3A/250V)			
548		D	FERRITE BEAD		FB501	1-410-397-21	FERRITE 1.1uH			
549		D	CHIP CONDUCTOR		FB555	1-216-295-91	SHORT 0			
550		D	FERRITE BEAD		FB901	1-412-911-11	FERRITE 1.1uH			
551		D	FERRITE BEAD		FB902	1-414-231-22	FERRITE 0uH			
552		N	FERRITE BEAD		FB1000	1-414-231-22	FERRITE 0uH			
553		N	CHIP CONDUCTOR		FB1002	1-216-295-91	SHORT 0			
554		N	CHIP CONDUCTOR		FB1005	1-216-295-91	SHORT 0			
555		N	CHIP CONDUCTOR		FB1007	1-216-295-91	SHORT 0			
556		D	FUSE HOLDER		FH601	1-533-223-11	HOLDER, FUSE			
557		D	FUSE HOLDER		FH602	1-533-223-11	HOLDER, FUSE			
558		D	IC		IC401	8-759-192-71	IC STV9379			
559		D	IC		IC501	8-759-585-82	IC BA9759F-E2			
560		D	IC		IC610	8-749-018-08	IC MZ1532			
561		D	IC		IC620	8-759-670-30	IC MCZ3001D			
562		D	IC		IC630	8-759-535-32	IC FA13842P			
563		D	IC		IC640	8-749-018-07	IC SEB3-LF4			
564		D	IC		IC652	8-759-669-10	IC BA3953T-V5			
565		D	IC		IC654	8-759-701-79	IC NJM7812FA			
566		D	IC		IC680	8-759-682-42	IC MM1431ATT			
567		D	IC		IC701	8-759-822-38	IC LA6510			
568		D	IC		IC702	8-749-017-48	IC STK391-220			
569		D	RTV	*	IC703	7-322-065-48	RUBBER, SILICONE RTV (KE-3490)			
570		D	IC		IC703	8-759-803-42	IC LA6500-FA			
571		D	IC		IC901	8-759-585-81	IC BA9758FS-E2			
572		D	IC		IC902	8-759-701-01	IC NJM2904M			
573		D	CHIP CONDUCTOR		JR001	1-216-295-91	SHORT 0			
574		D	CHIP CONDUCTOR		JR002	1-216-296-11	SHORT 0			
575		D	CHIP CONDUCTOR		JR003	1-216-296-11	SHORT 0			
576		D	CHIP CONDUCTOR		JR004	1-216-296-11	SHORT 0			
577		D	CHIP CONDUCTOR		JR006	1-216-296-11	SHORT 0			
578		D	CHIP CONDUCTOR		JR007	1-216-295-91	SHORT 0			

No.	#	Board	Type	! / *	Ref. No.	Part No.	Description	Remarks-1	Remarks-2	Difference
579		D	CHIP CONDUCTOR		JR008	1-216-296-11	SHORT 0			
580		D	CHIP CONDUCTOR		JR009	1-216-295-91	SHORT 0			
581		D	CHIP CONDUCTOR		JR012	1-216-296-11	SHORT 0			
582		D	CHIP CONDUCTOR		JR013	1-216-295-91	SHORT 0			
583		D	CHIP CONDUCTOR		JR014	1-216-296-11	SHORT 0			
584		D	CHIP CONDUCTOR		JR015	1-216-295-91	SHORT 0			
585		D	CHIP CONDUCTOR		JR016	1-216-296-11	SHORT 0			
586		D	CHIP CONDUCTOR		JR017	1-216-295-91	SHORT 0			
587		D	CHIP CONDUCTOR		JR018	1-216-295-91	SHORT 0			
588		D	CHIP CONDUCTOR		JR019	1-216-296-11	SHORT 0			
589		D	CHIP CONDUCTOR		JR022	1-216-296-11	SHORT 0			
590		D	RESISTOR		JW019	1-249-389-11	CARBON 4.7 5% 1/4W			
591		D	COIL		L501	1-412-537-31	INDUCTOR 100uH			
592		D	COIL		L502	1-419-871-11	COIL, HORIZONTAL LINEARITY			
593		D	COIL		L504	1-406-673-81	INDUCTOR 2.2MH			
594		D	COIL		L505	1-406-675-81	INDUCTOR 4.7MH			
595		D	COIL		L506	1-406-673-81	INDUCTOR 2.2MH			
596		D	COIL		L508	1-412-525-31	INDUCTOR 10uH			
597		D	COIL		L509	1-419-869-11	COIL, HORIZONTAL CENTERING			
598		D	COIL		L510	1-411-594-41	INDUCTOR 5MH			
599		D	COIL	!	L610	1-419-837-11	INDUCTOR 340uH			
600		D	COIL		L611	1-419-397-11	INDUCTOR 68uH			
601		D	COIL		L612	1-412-521-31	INDUCTOR 4.7uH			
602		D	COIL		L652	1-406-665-81	INDUCTOR 100uH			
603		D	COIL		L653	1-406-665-81	INDUCTOR 100uH			
604		D	COIL		L680	1-408-615-31	INDUCTOR 100uH			
605		D	COIL		L902	1-406-661-11	INDUCTOR 22uH			
606		D	FERRITE BEAD		L1001	1-412-911-11	FERRITE 1.1uH			
607		D	PHOTO COUPLER		PH610	8-749-018-06	PHOTO COUPLER TLP421F(D4-SONY			
608		D	PHOTO COUPLER		PH620	8-749-018-06	PHOTO COUPLER TLP421F(D4-SONY			
609		D	PHOTO COUPLER		PH630	8-749-018-06	PHOTO COUPLER TLP421F(D4-SONY			
610		D	TRANSISTOR		Q501	8-729-120-28	TRANSISTOR 2SC1623-L5L6			
611		D	TRANSISTOR		Q502	8-729-055-24	TRANSISTOR KTC3876S-Y-RTK			
612		D	TRANSISTOR		Q503	8-729-055-27	TRANSISTOR KTA1505S-Y-RTK			

No.	#	Board	Type	! / *	Ref. No.	Part No.	Description	Remarks-1	Remarks-2	Difference
613		D	TRANSISTOR		Q504	8-729-043-53	TRANSISTOR IRFU110			
614		D	TRANSISTOR		Q505	8-729-053-30	TRANSISTOR 2SC5570(LBSONY1			
615		D	TRANSISTOR		Q506	8-729-053-98	TRANSISTOR 2SJ569LS-CC11			
616		D	TRANSISTOR		Q507	8-729-120-28	TRANSISTOR 2SC1623-L5L6			
617		D	TRANSISTOR		Q508	8-729-055-24	TRANSISTOR KTC3876S-Y-RTK			
618		D	TRANSISTOR		Q509	8-729-055-27	TRANSISTOR KTA1505S-Y-RTK			
619		D	TRANSISTOR		Q510	8-729-423-33	TRANSISTOR 2SC3311A-QRSTA			
620		D	TRANSISTOR		Q511	8-729-046-62	TRANSISTOR FS30KMJ-3-AZ			
621		D	TRANSISTOR		Q512	8-729-046-62	TRANSISTOR FS30KMJ-3-AZ			
622		D	TRANSISTOR		Q513	8-729-046-62	TRANSISTOR FS30KMJ-3-AZ			
623		D	TRANSISTOR		Q514	8-729-053-82	TRANSISTOR FS10KMJ-3-AZ			
624		D	TRANSISTOR		Q515	8-729-053-82	TRANSISTOR FS10KMJ-3-AZ			
625		D	TRANSISTOR		Q516	8-729-053-82	TRANSISTOR FS10KMJ-3-AZ			
626		D	TRANSISTOR		Q517	8-729-053-82	TRANSISTOR FS10KMJ-3-AZ			
627		D	TRANSISTOR		Q519	8-729-026-49	TRANSISTOR 2SA1037AK-T146-R			
628		D	TRANSISTOR		Q521	8-729-901-00	TRANSISTOR DTC124EK			
629		D	TRANSISTOR		Q523	8-729-027-31	TRANSISTOR DTA124EKA-T146			
630		D	TRANSISTOR		Q524	8-729-901-00	TRANSISTOR DTC124EK			
631		D	TRANSISTOR		Q610	8-729-029-55	TRANSISTOR DTA143ZSA-TP			
632		D	TRANSISTOR		Q611	8-729-029-96	TRANSISTOR DTC143XSA			
633		D	TRANSISTOR		Q630	8-729-045-03	TRANSISTOR 2SK2647-01MR-F91			
634		D	TRANSISTOR		Q640	8-729-052-29	TRANSISTOR 2SK2876-01MR-F1			
635		D	TRANSISTOR		Q641	8-729-052-29	TRANSISTOR 2SK2876-01MR-F1			
636		D	TRANSISTOR		Q652	8-729-029-66	TRANSISTOR DTC114ESA			
637		D	TRANSISTOR		Q701	8-729-800-32	TRANSISTOR 2SC2362K-G			
638		D	TRANSISTOR		Q702	8-729-178-43	TRANSISTOR 2SC2784			
639		D	TRANSISTOR		Q703	8-729-204-91	TRANSISTOR 2SA1049-GR			
640		D	TRANSISTOR		Q704	8-729-207-82	TRANSISTOR 2SC3421-Y			
641		D	TRANSISTOR		Q705	8-729-207-89	TRANSISTOR 2SA1358-Y			
642		D	TRANSISTOR		Q706	8-729-045-47	TRANSISTOR 2SC4620TV2Q			
643		D	TRANSISTOR		Q707	8-729-026-49	TRANSISTOR 2SA1037AK-T146-R			
644		D	TRANSISTOR		Q901	8-729-035-54	TRANSISTOR 2SJ449			
645		D	TRANSISTOR		Q902	8-729-053-42	TRANSISTOR FS5KM-18A-AT			
646		D	TRANSISTOR		Q903	8-729-055-24	TRANSISTOR KTC3876S-Y-RTK			

No.	#	Board	Type	! / *	Ref. No.	Part No.	Description	Remarks-1	Remarks-2	Difference
647		D	TRANSISTOR		Q904	8-729-055-27	TRANSISTOR KTA1505S-Y-RTK			
648		D	TRANSISTOR		Q905	8-729-046-80	TRANSISTOR 2SC4634LS-CB11			
649		D	TRANSISTOR		Q906	8-729-026-49	TRANSISTOR 2SA1037AK-T146-R			
650		D	TRANSISTOR		Q907	8-729-424-02	TRANSISTOR 2SB709A-QRS-TX			
651		D	RESISTOR		R401	1-249-383-11	CARBON 1.5 5% 1/4W			
652		D	RESISTOR		R402	1-215-867-00	METAL OXIDE 470 5% 1W			
653		D	RESISTOR		R403	1-214-796-00	METAL 1.5 1% 1/2W			
654		D	RESISTOR		R404	1-215-449-00	METAL 15K 1% 1/4W			
655		D	RESISTOR		R405	1-214-796-00	METAL 1.5 1% 1/2W			
656		D	RESISTOR		R406	1-215-451-00	METAL 18K 1% 1/4W			
657		D	RESISTOR		R407	1-216-675-91	METAL CHIP 10K 0.5% 1/10W			
658		D	RESISTOR		R408	1-216-097-11	RES-CHIP 100K 5% 1/10W			
659		D	RESISTOR		R409	1-216-679-11	METAL CHIP 15K 0.5% 1/10W			
660		D	RESISTOR		R410	1-216-681-11	METAL CHIP 18K 0.5% 1/10W			
661		D	RESISTOR		R501	1-216-049-11	RES-CHIP 1K 5% 1/10W			
662		D	RESISTOR		R502	1-216-025-11	RES-CHIP 100 5% 1/10W			
663		D	RESISTOR		R503	1-216-033-00	RES-CHIP 220 5% 1/10W			
664		D	RESISTOR		R504	1-216-073-91	RES-CHIP 10K 5% 1/10W			
665		D	RESISTOR		R505	1-216-081-00	RES-CHIP 22K 5% 1/10W			
666		D	RESISTOR		R506	1-249-393-11	CARBON 10 5% 1/4W			
667		D	RESISTOR		R507	1-249-433-11	CARBON 22K 5% 1/4W			
668		D	RESISTOR		R508	1-215-861-00	METAL OXIDE 47 5% 1W			
669		D	RESISTOR		R509	1-249-377-11	CARBON 0.47 5% 1/4W			
670		D	RESISTOR		R510	1-219-726-11	METAL 2.2 5% 10W			
671		D	RESISTOR		R511	1-216-683-11	METAL CHIP 22K 0.5% 1/10W			
672		D	RESISTOR		R512	1-216-057-00	RES-CHIP 2.2K 5% 1/10W			
673		D	RESISTOR		R513	1-216-423-11	METAL OXIDE 27 5% 1W			
674		D	RESISTOR		R514	1-249-397-11	CARBON 22 5% 1/4W			
675		D	RESISTOR		R515	1-249-425-11	CARBON 4.7K 5% 1/4W			
676		D	RESISTOR		R516	1-216-065-91	RES-CHIP 4.7K 5% 1/10W			
677		D	RESISTOR		R517	1-216-089-91	RES-CHIP 47K 5% 1/10W			
678		D	RESISTOR		R518	1-216-033-00	RES-CHIP 220 5% 1/10W			
679		D	RESISTOR		R519	1-216-037-00	RES-CHIP 330 5% 1/10W			
680		D	RESISTOR		R520	1-216-033-00	RES-CHIP 220 5% 1/10W			

No.	#	Board	Type	! / *	Ref. No.	Part No.	Description	Remarks-1	Remarks-2	Difference
681		D	RESISTOR		R521	1-247-807-31	CARBON 100 5% 1/4W			
682		D	RESISTOR		R522	1-216-049-11	RES-CHIP 1K 5% 1/10W			
683		D	RESISTOR		R523	1-216-685-11	METAL CHIP 27K 0.5% 1/10W			
684		D	RESISTOR		R524	1-216-663-11	METAL CHIP 3.3K 0.5% 1/10W			
685		D	RESISTOR		R525	1-216-657-11	METAL CHIP 1.8K 0.5% 1/10W			
686		D	RESISTOR		R526	1-216-691-11	METAL CHIP 47K 0.5% 1/10W			
687		D	RESISTOR		R527	1-216-683-11	METAL CHIP 22K 0.5% 1/10W			
688		D	RESISTOR		R528	1-215-453-00	METAL 22K 1% 1/4W			
689		D	RESISTOR		R530	1-216-662-11	METAL CHIP 3K 0.5% 1/10W			
690		D	RESISTOR		R531	1-216-661-11	METAL CHIP 2.7K 0.5% 1/10W			
691		D	RESISTOR		R532	1-216-081-00	RES-CHIP 22K 5% 1/10W			
692		D	RESISTOR		R533	1-216-681-11	METAL CHIP 18K 0.5% 1/10W			
693		D	RESISTOR		R534	1-216-057-00	RES-CHIP 2.2K 5% 1/10W			
694		D	RESISTOR		R536	1-215-863-11	METAL OXIDE 100 5% 1W			
695		D	RESISTOR		R537	1-216-659-11	METAL CHIP 2.2K 0.5% 1/10W			
696		D	RESISTOR		R541	1-216-089-91	RES-CHIP 47K 5% 1/10W			
697		D	RESISTOR		R542	1-214-842-11	METAL 120 1% 1/2W			
698		D	RESISTOR		R545	1-216-057-00	RES-CHIP 2.2K 5% 1/10W			
699		D	RESISTOR		R546	1-215-890-11	METAL OXIDE 470 5% 2W			
700		D	RESISTOR		R547	1-215-387-00	METAL 39 1% 1/4W			
701		D	RESISTOR		R548	1-260-316-51	CARBON 100 5% 1/2W			
702		D	RESISTOR		R549	1-260-312-11	CARBON 47 5% 1/2W			
703		D	RESISTOR		R550	1-249-437-11	CARBON 47K 5% 1/4W			
704		D	RESISTOR		R552	1-249-437-11	CARBON 47K 5% 1/4W			
705		D	RESISTOR		R553	1-249-437-11	CARBON 47K 5% 1/4W			
706		D	RESISTOR		R555	1-249-437-11	CARBON 47K 5% 1/4W			
707		D	RESISTOR		R557	1-249-437-11	CARBON 47K 5% 1/4W			
708		D	RESISTOR		R559	1-249-437-11	CARBON 47K 5% 1/4W			
709		D	RESISTOR		R561	1-249-437-11	CARBON 47K 5% 1/4W			
710		D	RESISTOR		R563	1-216-025-11	RES-CHIP 100 5% 1/10W			
711		D	RESISTOR		R564	1-216-049-11	RES-CHIP 1K 5% 1/10W			
712		D	RESISTOR		R565	1-216-025-11	RES-CHIP 100 5% 1/10W			
713		D	RESISTOR		R566	1-216-025-11	RES-CHIP 100 5% 1/10W			
714		D	RESISTOR		R567	1-216-025-11	RES-CHIP 100 5% 1/10W			

No.	#	Board	Type	! / *	Ref. No.	Part No.	Description	Remarks-1	Remarks-2	Difference
715		D	RESISTOR		R568	1-216-025-11	RES-CHIP 100 5% 1/10W			
716		D	RESISTOR		R570	1-214-842-11	METAL 120 1% 1/2W			
717		D	RESISTOR		R571	1-214-842-11	METAL 120 1% 1/2W			
718		D	RESISTOR		R572	1-216-025-11	RES-CHIP 100 5% 1/10W			
719		D	RESISTOR		R573	1-216-057-00	RES-CHIP 2.2K 5% 1/10W			
720		D	CHIP CONDUCTOR		R574	1-216-295-91	SHORT 0			
721		D	RESISTOR		R575	1-216-041-00	RES-CHIP 470 5% 1/10W			
722		D	RESISTOR		R577	1-163-009-91	CERAMIC CHIP 0.001MF 10% 50V			
723		D	RESISTOR		R578	1-216-049-11	RES-CHIP 1K 5% 1/10W			
724		D	RESISTOR		R579	1-216-049-11	RES-CHIP 1K 5% 1/10W			
725		D	RESISTOR		R580	1-249-413-11	CARBON 470 5% 1/4W			
726		D	RESISTOR		R581	1-249-437-11	CARBON 47K 5% 1/4W			
727		D	RESISTOR		R583	1-216-025-11	RES-CHIP 100 5% 1/10W			
728		D	RESISTOR		R584	1-215-909-11	METAL OXIDE 47 5% 3W			
729		D	RESISTOR		R585	1-216-381-11	METAL OXIDE 0.22 5% 3W			
730		D	RESISTOR		R586	1-215-909-11	METAL OXIDE 47 5% 3W			
731		D	RESISTOR		R588	1-216-065-91	RES-CHIP 4.7K 5% 1/10W			
732		D	RESISTOR		R589	1-216-065-91	RES-CHIP 4.7K 5% 1/10W			
733		D	RESISTOR		R590	1-216-065-91	RES-CHIP 4.7K 5% 1/10W			
734		D	RESISTOR		R591	1-249-425-11	CARBON 4.7K 5% 1/4W			
735		D	RESISTOR		R592	1-249-425-11	CARBON 4.7K 5% 1/4W			
736		D	RESISTOR		R593	1-216-073-91	RES-CHIP 10K 5% 1/10W			
737		D	RESISTOR		R594	1-216-065-91	RES-CHIP 4.7K 5% 1/10W			
738		D	RESISTOR		R596	1-247-807-31	CARBON 100 5% 1/4W			
739		D	RESISTOR		R598	1-216-665-11	METAL CHIP 3.9K 0.5% 1/10W			
740		D	RESISTOR		R599	1-216-699-91	METAL CHIP 100K 0.5% 1/10W			
741		D	RESISTOR	!	R601	1-220-825-11	CARBON 330K 5% 1/2W			
742		D	RESISTOR		R610	1-217-152-00	METAL 0.33 10% 2W			
743		D	RESISTOR		R611	1-217-153-00	METAL 0.47 10% 2W			
744		D	RESISTOR		R612	1-247-807-31	CARBON 100 5% 1/4W			
745		D	RESISTOR		R614	1-247-807-31	CARBON 100 5% 1/4W			
746		D	RESISTOR		R615	1-249-427-11	CARBON 6.8K 5% 1/4W			
747		D	RESISTOR		R617	1-216-073-91	RES-CHIP 10K 5% 1/10W			
748		D	RESISTOR		R618	1-216-049-11	RES-CHIP 1K 5% 1/10W			

No.	#	Board	Type	! / *	Ref. No.	Part No.	Description	Remarks-1	Remarks-2	Difference
749		D	RESISTOR	!	R620	1-202-933-61	FUSIBLE 0.1 10% 1/2W			
750		D	RESISTOR		R629	1-216-679-11	METAL CHIP 15K 0.5% 1/10W			
751		D	RESISTOR		R630	1-249-381-11	CARBON 1 5% 1/4W			
752		D	RESISTOR		R631	1-216-349-00	METAL OXIDE 1 5% 1W			
753		D	RESISTOR		R632	1-216-081-00	RES-CHIP 22K 5% 1/10W			
754		D	RESISTOR		R633	1-249-406-11	CARBON 120 5% 1/4W			
755		D	RESISTOR		R634	1-249-417-11	CARBON 1K 5% 1/4W			
756		D	RESISTOR		R635	1-260-135-11	CARBON 1M 5% 1/2W			
757		D	RESISTOR		R636	1-260-135-11	CARBON 1M 5% 1/2W			
758		D	RESISTOR		R637	1-216-069-00	RES-CHIP 6.8K 5% 1/10W			
759		D	RESISTOR		R638	1-216-073-91	RES-CHIP 10K 5% 1/10W			
760		D	RESISTOR		R639	1-249-419-11	CARBON 1.5K 5% 1/4W			
761		D	RESISTOR		R640	1-249-420-11	CARBON 1.8K 5% 1/4W			
762		D	RESISTOR		R641	1-216-073-91	RES-CHIP 10K 5% 1/10W			
763		D	RESISTOR		R642	1-216-001-00	RES-CHIP 10 5% 1/10W			
764		D	RESISTOR		R643	1-243-979-71	METAL OXIDE 0.1 5% 2W			
765		D	RESISTOR		R645	1-216-073-91	RES-CHIP 10K 5% 1/10W			
766		D	RESISTOR		R646	1-216-001-00	RES-CHIP 10 5% 1/10W			
767		D	RESISTOR		R647	1-219-512-11	CARBON 2.2M 5% 1/2W			
768		D	RESISTOR		R651	1-215-421-00	METAL 1K 1% 1/4W			
769		D	RESISTOR		R652	1-216-081-00	RES-CHIP 22K 5% 1/10W			
770		D	RESISTOR		R653	1-216-671-11	METAL CHIP 6.8K 0.5% 1/10W			
771		D	RESISTOR		R654	1-216-017-91	RES-CHIP 47 5% 1/10W			
772		D	RESISTOR		R655	1-216-049-11	RES-CHIP 1K 5% 1/10W			
773		D	RESISTOR		R656	1-216-025-11	RES-CHIP 100 5% 1/10W			
774		D	RESISTOR		R660	1-216-667-11	METAL CHIP 4.7K 0.5% 1/10W			
775		D	CHIP CONDUCTOR		R661	1-216-295-91	SHORT 0			
776		D	RESISTOR		R665	1-249-421-11	CARBON 2.2K 5% 1/4W			
777		D	RESISTOR		R670	1-216-679-11	METAL CHIP 15K 0.5% 1/10W			
778		D	RESISTOR		R671	1-216-675-91	METAL CHIP 10K 0.5% 1/10W			
779		D	RESISTOR		R675	1-219-512-11	CARBON 2.2M 5% 1/2W			
780		D	RESISTOR		R676	1-218-756-11	METAL CHIP 150K 0.5% 1/10W			
781		D	RESISTOR		R686	1-216-033-00	RES-CHIP 220 5% 1/10W			
782		D	RESISTOR		R687	1-216-081-00	RES-CHIP 22K 5% 1/10W			

No.	#	Board	Type	! / *	Ref. No.	Part No.	Description	Remarks-1	Remarks-2	Difference
783		D	RESISTOR		R691	1-244-160-91	METAL 36K 0.5% 1/4W			
784		D	RESISTOR		R692	1-244-160-91	METAL 36K 0.5% 1/4W			
785		D	RESISTOR		R693	1-244-160-91	METAL 36K 0.5% 1/4W			
786		D	RESISTOR		R694	1-243-985-91	METAL 33K 0.5% 1/4W			
787		D	RESISTOR		R696	1-260-092-11	CARBON 270 5% 1/2W			
788		D	RESISTOR		R698	1-216-679-11	METAL CHIP 15K 0.5% 1/10W			
789		D	RESISTOR		R699	1-216-647-11	METAL CHIP 680 0.5% 1/10W			
790		D	RESISTOR		R700	1-216-095-00	RES-CHIP 82K 5% 1/10W			
791		D	RESISTOR		R701	1-249-385-11	CARBON 2.2 5% 1/4W			
792		D	RESISTOR		R702	1-216-073-91	RES-CHIP 10K 5% 1/10W			
793		D	RESISTOR		R703	1-249-385-11	CARBON 2.2 5% 1/4W			
794		D	RESISTOR		R704	1-216-049-11	RES-CHIP 1K 5% 1/10W			
795		D	RESISTOR		R706	1-215-887-00	METAL OXIDE 150 5% 2W			
796		D	RESISTOR		R707	1-249-440-11	CARBON 82K 5% 1/4W			
797		D	RESISTOR		R709	1-216-065-91	RES-CHIP 4.7K 5% 1/10W			
798		D	RESISTOR		R710	1-216-673-11	METAL CHIP 8.2K 0.5% 1/10W			
799		D	RESISTOR		R711	1-216-674-11	METAL CHIP 9.1K 0.5% 1/10W			
800		D	RESISTOR		R712	1-249-425-11	CARBON 4.7K 5% 1/4W			
801		D	RESISTOR		R713	1-215-887-00	METAL OXIDE 150 5% 2W			
802		D	RESISTOR		R716	1-249-385-11	CARBON 2.2 5% 1/4W			
803		D	RESISTOR		R717	1-249-385-11	CARBON 2.2 5% 1/4W			
804		D	RESISTOR		R718	1-215-866-11	METAL OXIDE 330 5% 1W			
805		D	RESISTOR		R719	1-216-373-11	METAL OXIDE 2.2 5% 2W			
806		D	RESISTOR		R721	1-216-675-91	METAL CHIP 10K 0.5% 1/10W			
807		D	RESISTOR		R722	1-215-866-11	METAL OXIDE 330 5% 1W			
808		D	RESISTOR		R724	1-216-675-91	METAL CHIP 10K 0.5% 1/10W			
809		D	RESISTOR		R725	1-216-373-11	METAL OXIDE 2.2 5% 2W			
810		D	RESISTOR		R726	1-216-673-11	METAL CHIP 8.2K 0.5% 1/10W			
811		D	RESISTOR		R727	1-216-673-11	METAL CHIP 8.2K 0.5% 1/10W			
812		D	RESISTOR		R728	1-216-675-91	METAL CHIP 10K 0.5% 1/10W			
813		D	RESISTOR		R729	1-216-673-11	METAL CHIP 8.2K 0.5% 1/10W			
814		D	RESISTOR		R731	1-216-081-00	RES-CHIP 22K 5% 1/10W			
815		D	RESISTOR		R732	1-249-383-11	CARBON 1.5 5% 1/4W			
816		D	RESISTOR		R733	1-215-859-00	METAL OXIDE 22 5% 1W			

No.	#	Board	Type	! / *	Ref. No.	Part No.	Description	Remarks-1	Remarks-2	Difference
817		D	RESISTOR		R734	1-215-865-11	METAL OXIDE 220 5% 1W			
818		D	RESISTOR		R735	1-216-667-11	METAL CHIP 4.7K 0.5% 1/10W			
819		D	RESISTOR		R737	1-216-059-00	RES-CHIP 2.7K 5% 1/10W			
820		D	RESISTOR		R738	1-216-069-00	RES-CHIP 6.8K 5% 1/10W			
821		D	RESISTOR		R739	1-249-434-11	CARBON 27K 5% 1/4W			
822		D	RESISTOR		R740	1-216-089-91	RES-CHIP 47K 5% 1/10W			
823		D	RESISTOR		R741	1-216-049-11	RES-CHIP 1K 5% 1/10W			
824		D	RESISTOR		R742	1-216-668-11	METAL CHIP 5.1K 0.5% 1/10W			
825		D	RESISTOR		R743	1-216-037-00	RES-CHIP 330 5% 1/10W			
826		D	RESISTOR		R744	1-249-413-11	CARBON 470 5% 1/4W			
827		D	RESISTOR		R745	1-249-389-11	CARBON 4.7 5% 1/4W			
828		D	RESISTOR		R746	1-249-389-11	CARBON 4.7 5% 1/4W			
829		D	RESISTOR		R747	1-215-881-11	METAL OXIDE 15 5% 2W			
830		D	RESISTOR		R748	1-219-510-11	CARBON 470K 5% 1/2W			
831		D	RESISTOR		R749	1-216-057-00	RES-CHIP 2.2K 5% 1/10W			
832		D	RESISTOR		R753	1-249-393-11	CARBON 10 5% 1/4W			
833		D	RESISTOR		R754	1-216-675-91	METAL CHIP 10K 0.5% 1/10W			
834		D	RESISTOR		R755	1-216-673-11	METAL CHIP 8.2K 0.5% 1/10W			
835		D	RESISTOR		R756	1-249-421-11	CARBON 2.2K 5% 1/4W			
836		D	RESISTOR		R757	1-216-073-91	RES-CHIP 10K 5% 1/10W			
837		D	RESISTOR		R758	1-249-385-11	CARBON 2.2 5% 1/4W			
838		D	RESISTOR		R759	1-249-385-11	CARBON 2.2 5% 1/4W			
839		D	RESISTOR		R760	1-216-093-91	RES-CHIP 68K 5% 1/10W			
840		D	RESISTOR		R901	1-216-097-11	RES-CHIP 100K 5% 1/10W			
841		D	RESISTOR		R902	1-216-089-91	RES-CHIP 47K 5% 1/10W			
842		D	RESISTOR		R903	1-218-758-11	METAL CHIP 180K 0.5% 1/10W			
843		D	RESISTOR		R904	1-216-057-00	RES-CHIP 2.2K 5% 1/10W			
844		D	RESISTOR		R905	1-216-049-11	RES-CHIP 1K 5% 1/10W			
845		D	RESISTOR		R907	1-216-065-91	RES-CHIP 4.7K 5% 1/10W			
846		D	RESISTOR		R908	1-249-429-11	CARBON 10K 5% 1/4W			
847		D	RESISTOR		R909	1-219-727-11	METAL 68 5% 10W			
848		D	RESISTOR		R911	1-249-401-11	CARBON 47 5% 1/4W			
849		D	RESISTOR		R912	1-216-049-11	RES-CHIP 1K 5% 1/10W			
850		D	RESISTOR		R914	1-216-041-00	RES-CHIP 470 5% 1/10W			

No.	#	Board	Type	! / *	Ref. No.	Part No.	Description	Remarks-1	Remarks-2	Difference
851		D	RESISTOR		R915	1-249-397-11	CARBON 22 5% 1/4W			
852		D	RESISTOR		R916	1-249-401-11	CARBON 47 5% 1/4W			
853		D	RESISTOR		R917	1-249-385-11	CARBON 2.2 5% 1/4W			
854		D	RESISTOR		R918	1-214-935-00	METAL 820K 1% 1/2W			
855		D	RESISTOR		R919	1-216-073-91	RES-CHIP 10K 5% 1/10W			
856		D	RESISTOR		R920	1-216-693-11	METAL CHIP 56K 0.5% 1/10W			
857		D	RESISTOR		R921	1-249-425-11	CARBON 4.7K 5% 1/4W			
858		D	RESISTOR		R923	1-215-467-00	METAL 82K 1% 1/4W			
859		D	RESISTOR		R924	1-216-675-91	METAL CHIP 10K 0.5% 1/10W			
860		D	RESISTOR		R925	1-218-762-11	METAL CHIP 270K 0.5% 1/10W			
861		D	RESISTOR		R926	1-216-083-00	RES-CHIP 27K 5% 1/10W			
862		D	RESISTOR		R927	1-219-748-11	CARBON 4.7K 5% 1/2W			
863		D	RESISTOR		R928	1-220-825-11	CARBON 330K 5% 1/2W			
864		D	RESISTOR		R929	1-216-089-91	RES-CHIP 47K 5% 1/10W			
865		D	RESISTOR		R931	1-219-748-11	CARBON 4.7K 5% 1/2W			
866		D	RESISTOR		R932	1-216-665-11	METAL CHIP 3.9K 0.5% 1/10W			
867		D	RESISTOR		R933	1-216-661-11	METAL CHIP 2.7K 0.5% 1/10W			
868		D	RESISTOR		R934	1-260-300-11	CARBON 4.7 5% 1/2W			
869		D	RESISTOR		R935	1-215-433-00	METAL 3.3K 1% 1/4W			
870		D	RESISTOR		R936	1-219-398-51	METAL 2.2M 5% 1W			
871		D	RESISTOR		R937	1-216-049-11	RES-CHIP 1K 5% 1/10W			
872		D	RESISTOR		R938	1-216-111-00	RES-CHIP 390K 5% 1/10W			
873		D	RESISTOR		R939	1-216-095-00	RES-CHIP 82K 5% 1/10W			
874		D	RESISTOR		R940	1-216-109-00	RES-CHIP 330K 5% 1/10W			
875		D	RESISTOR		R941	1-219-621-91	METAL 22M 10% 1/4W			
876		D	RESISTOR		R942	1-216-121-11	RES-CHIP 1M 5% 1/10W			
877		D	RESISTOR		R943	1-216-097-11	RES-CHIP 100K 5% 1/10W			
878		D	RESISTOR		R944	1-216-049-11	RES-CHIP 1K 5% 1/10W			
879		D	RESISTOR		R945	1-216-025-11	RES-CHIP 100 5% 1/10W			
880		D	RESISTOR		R946	1-216-073-91	RES-CHIP 10K 5% 1/10W			
881		D	RESISTOR		R950	1-216-049-11	RES-CHIP 1K 5% 1/10W			
882		D	RESISTOR		R951	1-216-097-11	RES-CHIP 100K 5% 1/10W			
883		D	RESISTOR		R952	1-216-057-00	RES-CHIP 2.2K 5% 1/10W			
884		D	RESISTOR		R953	1-216-129-00	RES-CHIP 2.2M 5% 1/10W			

No.	#	Board	Type	! / *	Ref. No.	Part No.	Description	Remarks-1	Remarks-2	Difference
885		D	RESISTOR		R954	1-218-179-11	RES-CHIP 10M 5% 1/10W			
886		D	RESISTOR		R955	1-218-179-11	RES-CHIP 10M 5% 1/10W			
887		D	VARIABLE RESISTOR	!	RV901	1-241-767-21	RES, ADJ, CERMET 100K (HV ADJ)			
888		D	VR COVER		RV901	3-710-578-01	COVER, VOLUME, 6 MOLD			
889		D	RTV	*	RV901	7-322-065-48	RUBBER, SILICONE RTV (KE-3490)			
890		D	RELAY	!	RY602	1-755-318-11	RELAY (AC POWER)			
891		D	RELAY	!	RY603	1-755-067-21	RELAY			
892		D	SWITCH		S501	1-692-465-11	SWITCH, SLIDE (RASTER CENTER TAP SWITCH)			
893		D	SWITCH	!	S601	1-771-727-11	SWITCH, AC POWER PUSH (POWER)			
894		D	SPARK GAP		SG601	1-533-982-21	GAP, SPARK			
895		D	SPARK GAP		SG901	1-517-499-21	GAP, SPARK			
896		D	SPARK GAP		SG902	1-519-422-11	GAP, SPARK			
897		D	SPARK GAP		SG903	1-519-422-11	GAP, SPARK			
898		D	TRANSFORMER		T501	1-435-188-11	TRANSFORMER, FERRITE (HDT)			
899		D	TRANSFORMER		T503	1-435-140-21	TRANSFORMER, FERRITE (LCT)			
900		D	TRANSFORMER		T504	1-431-413-11	TRANSFORMER, FERRITE (HST)			
901		D	TRANSFORMER	!	T601	1-429-180-11	TRANSFORMER, LINE FILTER			
902		D	TRANSFORMER	!	T620	1-435-748-31	TRANSFORMER, CONVERTER (PIT)			
903		D	TRANSFORMER	!	T630	1-435-751-31	TRANSFORMER, CONVERTER (SRT)			
904		D	TRANSFORMER		T701	1-435-142-31	TRANSFORMER, FERRITE (DFT)			
905		D	TRANSFORMER	!	T901	1-453-359-11	TRANSFORMER ASSY, FLYBACK (NX-4702/KM7E)			
906		D	COIL		T902	1-419-345-11	INDUCTOR 500uH			
907		D	THERMISTOR		TH401	1-807-925-11	THERMISTOR			
908		D	THERMISTOR	!	TH601	1-809-260-11	THERMISTOR, NEC (NTH22D6R0QA)			
909		D	THERMISTOR	!	THP602	1-809-827-11	THERMISTOR, POSITIVE			
910		D	VARISTOR	!	VDR601	1-803-918-11	VARISTOR (TNR14V621K660)			
911		D	VARISTOR	!	VDR602	1-810-622-11	VARISTOR			
912		DA	CAPACITOR		C1101	1-164-004-11	CERAMIC CHIP 0.1MF 10% 25V			
913		DA	CAPACITOR		C1102	1-164-004-11	CERAMIC CHIP 0.1MF 10% 25V			
914		DA	CAPACITOR		C1103	1-164-004-11	CERAMIC CHIP 0.1MF 10% 25V			
915		DA	CAPACITOR		C1104	1-164-004-11	CERAMIC CHIP 0.1MF 10% 25V			
916		DA	CAPACITOR		C1105	1-163-021-91	CERAMIC CHIP 0.01MF 10% 50V			
917		DA	CAPACITOR		C1108	1-163-021-91	CERAMIC CHIP 0.01MF 10% 50V			
918		DA	CAPACITOR		C1109	1-163-021-91	CERAMIC CHIP 0.01MF 10% 50V			

No.	#	Board	Type	! / *	Ref. No.	Part No.	Description	Remarks-1	Remarks-2	Difference
919		DA	CAPACITOR		C1110	1-163-021-91	CERAMIC CHIP 0.01MF 10% 50V			
920		DA	CAPACITOR		C1111	1-163-021-91	CERAMIC CHIP 0.01MF 10% 50V			
921		DA	CAPACITOR		C1112	1-164-004-11	CERAMIC CHIP 0.1MF 10% 25V			
922		DA	CAPACITOR		C1113	1-163-021-91	CERAMIC CHIP 0.01MF 10% 50V			
923		DA	CAPACITOR		C1114	1-163-017-00	CERAMIC CHIP 0.0047MF 10% 50V			
924		DA	CAPACITOR		C1115	1-163-021-91	CERAMIC CHIP 0.01MF 10% 50V			
925		DA	CAPACITOR		C1116	1-163-021-91	CERAMIC CHIP 0.01MF 10% 50V			
926		DA	CAPACITOR		C1117	1-163-019-00	CERAMIC CHIP 0.0068MF 10% 50V			
927		DA	CAPACITOR		C1118	1-164-004-11	CERAMIC CHIP 0.1MF 10% 25V			
928		DA	CAPACITOR		C1119	1-163-021-91	CERAMIC CHIP 0.01MF 10% 50V			
929		DA	CAPACITOR		C1120	1-163-251-11	CERAMIC CHIP 100pF 5% 50V			
930		DA	CAPACITOR		C1121	1-163-019-00	CERAMIC CHIP 0.0068MF 10% 50V			
931		DA	CAPACITOR		C1122	1-164-004-11	CERAMIC CHIP 0.1MF 10% 25V			
932		DA	CAPACITOR		C1123	1-163-809-11	CERAMIC CHIP 0.047MF 10% 25V			
933		DA	CAPACITOR		C1124	1-163-251-11	CERAMIC CHIP 100pF 5% 50V			
934		DA	CAPACITOR		C1125	1-163-021-91	CERAMIC CHIP 0.01MF 10% 50V			
935		DA	CAPACITOR		C1126	1-163-021-91	CERAMIC CHIP 0.01MF 10% 50V			
936		DA	CAPACITOR		C1127	1-125-838-11	CERAMIC CHIP 2.2MF 10% 6.3V			
937		DA	CAPACITOR		C1128	1-126-246-11	ELECT CHIP 220MF 20% 4V			
938		DA	CAPACITOR		C1129	1-163-007-11	CERAMIC CHIP 680pF 10% 50V			
939		DA	CAPACITOR		C1130	1-164-492-11	CERAMIC CHIP 0.15MF 10% 16V			
940		DA	CAPACITOR		C1131	1-164-004-11	CERAMIC CHIP 0.1MF 10% 25V			
941		DA	CAPACITOR		C1132	1-163-021-91	CERAMIC CHIP 0.01MF 10% 50V			
942		DA	CAPACITOR		C1133	1-126-246-11	ELECT CHIP 220MF 20% 4V			
943		DA	CAPACITOR		C1137	1-126-205-11	ELECT CHIP 47MF 20% 6.3V			
944		DA	CAPACITOR		C1138	1-163-251-11	CERAMIC CHIP 100pF 5% 50V			
945		DA	CAPACITOR		C1139	1-164-004-11	CERAMIC CHIP 0.1MF 10% 25V			
946		DA	CAPACITOR		C1140	1-163-251-11	CERAMIC CHIP 100pF 5% 50V			
947		DA	DIODE		D1104	8-719-027-76	DIODE 1SS357-TPH3			
948		DA	DIODE		D1105	8-719-067-40	ZENER DIODE STZ6.8N-T146			
949		DA	DIODE		D1106	8-719-067-40	ZENER DIODE STZ6.8N-T146			
950		DA	DIODE		D1107	8-719-067-40	ZENER DIODE STZ6.8N-T146			
951		DA	FERRITE BEAD		FB1101	1-543-963-22	FERRITE			
952		DA	IC		IC1101	8-759-697-78	IC CXD9563Q			

No.	#	Board	Type	! / *	Ref. No.	Part No.	Description	Remarks-1	Remarks-2	Difference
953		DA	IC		IC1102	8-759-701-01	IC NJM2904M			
954		DA	RESISTOR		R1101	1-216-025-11	RES-CHIP 100 5% 1/10W			
955		DA	RESISTOR		R1102	1-216-057-00	RES-CHIP 2.2K 5% 1/10W			
956		DA	RESISTOR		R1103	1-216-025-11	RES-CHIP 100 5% 1/10W			
957		DA	RESISTOR		R1106	1-216-691-11	METAL CHIP 47K 0.5% 1/10W			
958		DA	RESISTOR		R1108	1-216-067-00	RES-CHIP 5.6K 5% 1/10W			
959		DA	RESISTOR		R1109	1-216-067-00	RES-CHIP 5.6K 5% 1/10W			
960		DA	RESISTOR		R1110	1-216-675-91	METAL CHIP 10K 0.5% 1/10W			
961		DA	RESISTOR		R1111	1-216-673-11	METAL CHIP 8.2K 0.5% 1/10W			
962		DA	RESISTOR		R1112	1-216-073-91	RES-CHIP 10K 5% 1/10W			
963		DA	RESISTOR		R1113	1-216-665-11	METAL CHIP 3.9K 0.5% 1/10W			
964		DA	RESISTOR		R1114	1-216-049-11	RES-CHIP 1K 5% 1/10W			
965		DA	RESISTOR		R1115	1-216-691-11	METAL CHIP 47K 0.5% 1/10W			
966		DA	RESISTOR		R1116	1-216-655-11	METAL CHIP 1.5K 0.5% 1/10W			
967		DA	RESISTOR		R1118	1-216-073-91	RES-CHIP 10K 5% 1/10W			
968		DA	RESISTOR		R1119	1-216-049-11	RES-CHIP 1K 5% 1/10W			
969		DA	RESISTOR		R1122	1-216-659-11	METAL CHIP 2.2K 0.5% 1/10W			
970		DA	RESISTOR		R1123	1-216-656-11	METAL CHIP 1.6K 0.5% 1/10W			
971		DA	RESISTOR		R1124	1-216-643-11	METAL CHIP 470 0.5% 1/10W			
972		DA	RESISTOR		R1125	1-216-659-11	METAL CHIP 2.2K 0.5% 1/10W			
973		DA	RESISTOR		R1126	1-216-642-11	METAL CHIP 430 0.5% 1/10W			
974		DA	RESISTOR		R1127	1-216-073-91	RES-CHIP 10K 5% 1/10W			
975		DA	RESISTOR		R1128	1-216-105-91	RES-CHIP 220K 5% 1/10W			
976		DA	RESISTOR		R1129	1-216-683-11	METAL CHIP 22K 0.5% 1/10W			
977		DA	RESISTOR		R1131	1-216-025-11	RES-CHIP 100 5% 1/10W			
978		DA	RESISTOR		R1132	1-216-025-11	RES-CHIP 100 5% 1/10W			
979		DA	RESISTOR		R1133	1-216-121-11	RES-CHIP 1M 5% 1/10W			
980		DA	RESISTOR		R1134	1-216-663-11	METAL CHIP 3.3K 0.5% 1/10W			
981		DA	RESISTOR		R1135	1-216-121-11	RES-CHIP 1M 5% 1/10W			
982		DA	RESISTOR		R1136	1-216-049-11	RES-CHIP 1K 5% 1/10W			
983		DA	RESISTOR		R1137	1-218-758-11	METAL CHIP 180K 0.5% 1/10W			
984		DA	RESISTOR		R1139	1-216-691-11	METAL CHIP 47K 0.5% 1/10W			
985		DA	RESISTOR		R1141	1-216-025-11	RES-CHIP 100 5% 1/10W			
986		DA	CHIP CONDUCTOR		R1142	1-216-295-91	SHORT 0			

No.	#	Board	Type	! / *	Ref. No.	Part No.	Description	Remarks-1	Remarks-2	Difference
987		DA	NETWORK RESISTOR		RB1101	1-233-576-11	RES, CHIP NETWORK 100			
988		DA	NETWORK RESISTOR		RB1102	1-233-412-11	RES, CHIP NETWORK 1.0K			
989		DA	NETWORK RESISTOR		RB1103	1-233-412-11	RES, CHIP NETWORK 1.0K			
990		DA	NETWORK RESISTOR		RB1104	1-233-576-11	RES, CHIP NETWORK 100			
991		DA	NETWORK RESISTOR		RB1105	1-233-576-11	RES, CHIP NETWORK 100			
992		DA	NETWORK RESISTOR		RB1106	1-233-412-11	RES, CHIP NETWORK 1.0K			
993		H7	CAPACITOR		C1400	1-126-795-11	ELECT 10MF 20% 50V			
994		H7	CAPACITOR		C1401	1-126-786-11	ELECT 47MF 20% 16V			
995		H7	CAPACITOR		C1403	1-137-150-11	MYLAR 0.01MF 5% 50V			
996		H7	CAPACITOR		C1404	1-137-150-11	MYLAR 0.01MF 5% 50V			
997		H7	CAPACITOR		C1405	1-126-786-11	ELECT 47MF 20% 16V			
998		H7	CAPACITOR		C1407	1-126-786-11	ELECT 47MF 20% 16V			
999		H7	CAPACITOR		C1498	1-130-495-00	MYLAR 0.1MF 5% 50V			
1000		H7	CONNECTOR		CN1400	1-564-593-11	PLUG, CONNECTOR 14P			
1001		H7	CONNECTOR	*	CN1401	1-564-520-11	PLUG, CONNECTOR 5P			
1002		H7	DIODE		D1400	8-719-056-13	DIODE SML79423C-TP15 (POWER)			
1003		H7	DIODE		D1402	8-719-911-19	DIODE 1SS119-25			
1004		H7	DIODE		D1403	8-719-911-19	DIODE 1SS119-25			
1005		H7	FERRITE BEAD		FB1401	1-412-911-31	FERRITE 1.1uH			
1006		H7	FERRITE BEAD		FB1402	1-412-911-31	FERRITE 1.1uH			
1007		H7	FERRITE BEAD		FB1403	1-412-911-31	FERRITE 1.1uH			
1008		H7	TRANSISTOR		Q1400	8-729-029-66	TRANSISTOR DTC114ESA			
1009		H7	TRANSISTOR		Q1401	8-729-029-68	TRANSISTOR DTC114TSA			
1010		H7	TRANSISTOR		Q1402	8-729-029-40	TRANSISTOR DTA124ESA			
1011		H7	RESISTOR		R1400	1-215-405-00	METAL 220 1% 1/4W			
1012		H7	RESISTOR		R1401	1-215-405-00	METAL 220 1% 1/4W			
1013		H7	RESISTOR		R1402	1-215-397-00	METAL 100 1% 1/4W			
1014		H7	RESISTOR		R1403	1-215-397-00	METAL 100 1% 1/4W			
1015		H7	RESISTOR		R1404	1-215-413-00	METAL 470 1% 1/4W			
1016		H7	RESISTOR		R1406	1-249-407-11	CARBON 150 5% 1/4W			
1017		H7	RESISTOR		R1407	1-249-409-11	CARBON 220 5% 1/4W			
1018		H7	RESISTOR		R1408	1-249-413-11	CARBON 470 5% 1/4W			
1019		H7	RESISTOR		R1409	1-249-441-11	CARBON 100K 5% 1/4W			
1020		H7	RESISTOR		R1419	1-249-441-11	CARBON 100K 5% 1/4W			

No.	#	Board	Type	! / *	Ref. No.	Part No.	Description	Remarks-1	Remarks-2	Difference
1021		H7	RESISTOR		R1420	1-249-429-11	CARBON 10K 5% 1/4W			
1022		H7	RESISTOR		R1421	1-215-445-00	METAL 10K 1% 1/4W			
1023		H7	RESISTOR		R1422	1-249-433-11	CARBON 22K 5% 1/4W			
1024		H7	RESISTOR		R1423	1-249-433-11	CARBON 22K 5% 1/4W			
1025		H7	RESISTOR		R1424	1-215-453-00	METAL 22K 1% 1/4W			
1026		H7	SWITCH		S1400	1-762-196-21	SWITCH, TACT (+)			
1027		H7	SWITCH		S1401	1-762-196-21	SWITCH, TACT (-)			
1028		H7	SWITCH		S1402	1-762-196-21	SWITCH, TACT (BRT+)			
1029		H7	SWITCH		S1403	1-571-427-11	SWITCH, SLIDE (INPUT1/INPUT2)			
1030		H7	SWITCH		S1404	1-762-196-21	SWITCH, TACT (CONT-)			
1031		H7	SWITCH		S1405	1-762-196-21	SWITCH, TACT (OK)			
1032		H7	THERMISTOR		TH1400	1-807-796-11	THERMISTOR			
1033		L2	CAPACITOR		C1600	1-164-004-11	CERAMIC CHIP 0.1MF 10% 25V			
1034		L2	CAPACITOR		C1604	1-163-003-11	CERAMIC CHIP 330pF 10% 50V			
1035		L2	CAPACITOR		C1605	1-163-021-91	CERAMIC CHIP 0.01MF 10% 50V			
1036		L2	CAPACITOR		C1606	1-163-021-91	CERAMIC CHIP 0.01MF 10% 50V			
1037		L2	CAPACITOR		C1607	1-163-003-11	CERAMIC CHIP 330pF 10% 50V			
1038		L2	CAPACITOR		C1608	1-164-004-11	CERAMIC CHIP 0.1MF 10% 25V			
1039		L2	CAPACITOR		C1611	1-163-021-91	CERAMIC CHIP 0.01MF 10% 50V			
1040		L2	CAPACITOR		C1613	1-163-021-91	CERAMIC CHIP 0.01MF 10% 50V			
1041		L2	CAPACITOR		C1614	1-163-021-91	CERAMIC CHIP 0.01MF 10% 50V			
1042		L2	CAPACITOR		C1617	1-164-004-11	CERAMIC CHIP 0.1MF 10% 25V			
1043		L2	CAPACITOR		C1618	1-164-004-11	CERAMIC CHIP 0.1MF 10% 25V			
1044		L2	CAPACITOR		C1619	1-163-038-91	CERAMIC CHIP 0.1MF 25V			
1045		L2	CAPACITOR		C1621	1-164-004-11	CERAMIC CHIP 0.1MF 10% 25V			
1046		L2	CAPACITOR		C1622	1-164-004-11	CERAMIC CHIP 0.1MF 10% 25V			
1047		L2	CAPACITOR		C1623	1-115-339-11	CERAMIC CHIP 0.1MF 10% 50V			
1048		L2	CAPACITOR		C1627	1-115-339-11	CERAMIC CHIP 0.1MF 10% 50V			
1049		L2	CAPACITOR		C1628	1-126-947-11	ELECT 47MF 20% 25V			
1050		L2	CAPACITOR		C1629	1-163-021-91	CERAMIC CHIP 0.01MF 10% 50V			
1051		L2	CAPACITOR		C1632	1-126-947-11	ELECT 47MF 20% 25V			
1052		L2	CAPACITOR		C1633	1-126-791-11	ELECT 10MF 20% 16V			
1053		L2	CAPACITOR		C1637	1-164-004-11	CERAMIC CHIP 0.1MF 10% 25V			
1054		L2	CAPACITOR		C1638	1-164-004-11	CERAMIC CHIP 0.1MF 10% 25V			

No.	#	Board	Type	! / *	Ref. No.	Part No.	Description	Remarks-1	Remarks-2	Difference
1055		L2	CAPACITOR		C1639	1-126-947-11	ELECT 47MF 20% 25V			
1056		L2	CAPACITOR		C1640	1-126-947-11	ELECT 47MF 20% 25V			
1057		L2	CONNECTOR		CN1600	1-564-505-11	PLUG, CONNECTOR 2P			
1058		L2	CONNECTOR	*	CN1601	1-564-507-11	PLUG, CONNECTOR 4P			
1059		L2	CONNECTOR	*	CN1602	1-564-511-11	PLUG, CONNECTOR 8P			
1060		L2	FERRITE BEAD		FB1600	1-412-911-11	FERRITE 1.1uH			
1061		L2	FERRITE BEAD		FB1601	1-412-911-11	FERRITE 1.1uH			
1062		L2	FERRITE BEAD		FB1602	1-412-911-11	FERRITE 1.1uH			
1063		L2	FERRITE BEAD		FB1603	1-412-911-11	FERRITE 1.1uH			
1064		L2	FERRITE BEAD		FB1604	1-412-911-11	FERRITE 1.1uH			
1065		L2	IC		IC1600	8-759-822-38	IC LA6510			
1066		L2	IC		IC1601	8-759-822-38	IC LA6510			
1067		L2	IC		IC1602	8-759-426-18	IC MB88141PF-ER			
1068		L2	IC		IC1603	8-759-803-42	IC LA6500-FA			
1069		L2	IC		IC1604	8-759-822-38	IC LA6510			
1070		L2	IC		IC1605	8-759-711-59	IC NJM78L05UA-TE1			
1071		L2	RESISTOR		R1600	1-216-073-91	RES-CHIP 10K 5% 1/10W			
1072		L2	RESISTOR		R1601	1-216-308-00	RES-CHIP 4.7 5% 1/10W			
1073		L2	RESISTOR		R1603	1-216-308-00	RES-CHIP 4.7 5% 1/10W			
1074		L2	RESISTOR		R1604	1-216-073-91	RES-CHIP 10K 5% 1/10W			
1075		L2	RESISTOR		R1605	1-215-859-00	METAL OXIDE 22 5% 1W			
1076		L2	RESISTOR		R1607	1-215-859-00	METAL OXIDE 22 5% 1W			
1077		L2	RESISTOR		R1608	1-216-071-00	RES-CHIP 8.2K 5% 1/10W			
1078		L2	RESISTOR		R1609	1-216-065-91	RES-CHIP 4.7K 5% 1/10W			
1079		L2	RESISTOR		R1610	1-216-071-00	RES-CHIP 8.2K 5% 1/10W			
1080		L2	RESISTOR		R1611	1-215-859-00	METAL OXIDE 22 5% 1W			
1081		L2	RESISTOR		R1613	1-216-308-00	RES-CHIP 4.7 5% 1/10W			
1082		L2	RESISTOR		R1617	1-216-065-91	RES-CHIP 4.7K 5% 1/10W			
1083		L2	RESISTOR		R1621	1-216-308-00	RES-CHIP 4.7 5% 1/10W			
1084		L2	RESISTOR		R1624	1-216-073-91	RES-CHIP 10K 5% 1/10W			
1085		L2	RESISTOR		R1625	1-216-073-91	RES-CHIP 10K 5% 1/10W			
1086		L2	RESISTOR		R1626	1-215-859-00	METAL OXIDE 22 5% 1W			
1087		L2	RESISTOR		R1628	1-216-073-91	RES-CHIP 10K 5% 1/10W			
1088		L2	RESISTOR		R1629	1-216-073-91	RES-CHIP 10K 5% 1/10W			

No.	#	Board	Type	! / *	Ref. No.	Part No.	Description	Remarks-1	Remarks-2	Difference
1089		L2	RESISTOR		R1630	1-215-859-00	METAL OXIDE 22 5% 1W			
1090		L2	RESISTOR		R1631	1-216-073-91	RES-CHIP 10K 5% 1/10W			
1091		L2	RESISTOR		R1634	1-216-308-00	RES-CHIP 4.7 5% 1/10W			
1092		L2	RESISTOR		R1635	1-216-077-91	RES-CHIP 15K 5% 1/10W			
1093		L2	RESISTOR		R1636	1-215-859-00	METAL OXIDE 22 5% 1W			
1094		L2	RESISTOR		R1640	1-216-065-91	RES-CHIP 4.7K 5% 1/10W			
1095		L2	RESISTOR		R1641	1-216-079-00	RES-CHIP 18K 5% 1/10W			
1096		L2	RESISTOR		R1643	1-216-308-00	RES-CHIP 4.7 5% 1/10W			
1097		L2	RESISTOR		R1644	1-216-053-00	RES-CHIP 1.5K 5% 1/10W			
1098		L2	RESISTOR		R1647	1-216-073-91	RES-CHIP 10K 5% 1/10W			
1099		L2	RESISTOR		R1648	1-216-073-91	RES-CHIP 10K 5% 1/10W			
1100		L2	RESISTOR		R1649	1-215-859-00	METAL OXIDE 22 5% 1W			
1101		L2	RESISTOR		R1650	1-249-382-11	CARBON 1.2 5% 1/4W			
1102		L2	RESISTOR		R1651	1-249-382-11	CARBON 1.2 5% 1/4W			
1103		L2	RESISTOR		R1652	1-249-382-11	CARBON 1.2 5% 1/4W			
1104		L2	RESISTOR		R1653	1-249-382-11	CARBON 1.2 5% 1/4W			
1105		L2	RESISTOR		R1654	1-216-025-11	RES-CHIP 100 5% 1/10W			
1106		L2	RESISTOR		R1655	1-216-025-11	RES-CHIP 100 5% 1/10W			
1107		N	CAPACITOR		C1001	1-163-021-91	CERAMIC CHIP 0.01MF 10% 50V			
1108		N	CAPACITOR		C1002	1-163-021-91	CERAMIC CHIP 0.01MF 10% 50V			
1109		N	CAPACITOR		C1004	1-163-021-91	CERAMIC CHIP 0.01MF 10% 50V			
1110		N	CAPACITOR		C1005	1-163-021-91	CERAMIC CHIP 0.01MF 10% 50V			
1111		N	CAPACITOR		C1014	1-126-205-11	ELECT CHIP 47MF 20% 6.3V			
1112		N	CAPACITOR		C1015	1-163-021-91	CERAMIC CHIP 0.01MF 10% 50V			
1113		N	CAPACITOR		C1016	1-163-021-91	CERAMIC CHIP 0.01MF 10% 50V			
1114		N	CAPACITOR		C1017	1-163-021-91	CERAMIC CHIP 0.01MF 10% 50V			
1115		N	CAPACITOR		C1018	1-163-220-11	CERAMIC CHIP 3pF 0.25pF 50V			
1116		N	CAPACITOR		C1019	1-163-235-11	CERAMIC CHIP 22pF 5% 50V			
1117		N	CAPACITOR		C1020	1-126-206-11	ELECT CHIP 100MF 20% 6.3V			
1118		N	CAPACITOR		C1021	1-163-021-91	CERAMIC CHIP 0.01MF 10% 50V			
1119		N	CAPACITOR		C1022	1-163-021-91	CERAMIC CHIP 0.01MF 10% 50V			
1120		N	CAPACITOR		C1023	1-163-021-91	CERAMIC CHIP 0.01MF 10% 50V			
1121		N	CAPACITOR		C1027	1-163-021-91	CERAMIC CHIP 0.01MF 10% 50V			
1122		N	CAPACITOR		C1028	1-164-004-11	CERAMIC CHIP 0.1MF 10% 25V			

No.	#	Board	Type	! / *	Ref. No.	Part No.	Description	Remarks-1	Remarks-2	Difference
1123		N	CAPACITOR		C1029	1-163-021-91	CERAMIC CHIP 0.01MF 10% 50V			
1124		N	CAPACITOR		C1030	1-163-021-91	CERAMIC CHIP 0.01MF 10% 50V			
1125		N	CONNECTOR		CN1003	1-564-521-11	PLUG, CONNECTOR 6P			
1126		N	DIODE		D1001	8-719-404-50	DIODE MA111-TX			
1127		N	FERRITE BEAD		FB1001	1-543-963-22	FERRITE			
1128		N	CHIP CONDUCTOR		FB1005	1-216-295-91	SHORT 0			
1129		N	IC		IC1001	6-800-274-01	IC TMP91PW18F-2C37(Z)			
1130		N	IC		IC1002	8-759-420-77	IC PST574CMT-T1			
1131		N	IC		IC1003	8-759-641-86	IC BR24C16F-E2			
1132		N	TRANSISTOR		Q1001	8-729-029-06	TRANSISTOR DTC124EUA-T106			
1133		N	RESISTOR		R1001	1-216-125-00	RES-CHIP 1.5M 5% 1/10W			
1134		N	RESISTOR		R1003	1-216-025-11	RES-CHIP 100 5% 1/10W			
1135		N	RESISTOR		R1004	1-216-065-91	RES-CHIP 4.7K 5% 1/10W			
1136		N	RESISTOR		R1005	1-216-065-91	RES-CHIP 4.7K 5% 1/10W			
1137		N	RESISTOR		R1006	1-216-065-91	RES-CHIP 4.7K 5% 1/10W			
1138		N	RESISTOR		R1008	1-216-025-11	RES-CHIP 100 5% 1/10W			
1139		N	RESISTOR		R1009	1-216-025-11	RES-CHIP 100 5% 1/10W			
1140		N	RESISTOR		R1010	1-216-049-11	RES-CHIP 1K 5% 1/10W			
1141		N	RESISTOR		R1011	1-216-065-91	RES-CHIP 4.7K 5% 1/10W			
1142		N	RESISTOR		R1012	1-216-065-91	RES-CHIP 4.7K 5% 1/10W			
1143		N	RESISTOR		R1014	1-216-065-91	RES-CHIP 4.7K 5% 1/10W			
1144		N	RESISTOR		R1015	1-216-065-91	RES-CHIP 4.7K 5% 1/10W			
1145		N	RESISTOR		R1016	1-216-025-11	RES-CHIP 100 5% 1/10W			
1146		N	RESISTOR		R1017	1-216-049-11	RES-CHIP 1K 5% 1/10W			
1147		N	RESISTOR		R1018	1-216-017-91	RES-CHIP 47 5% 1/10W			
1148		N	RESISTOR		R1019	1-216-017-91	RES-CHIP 47 5% 1/10W			
1149		N	RESISTOR		R1020	1-216-017-91	RES-CHIP 47 5% 1/10W			
1150		N	RESISTOR		R1021	1-216-017-91	RES-CHIP 47 5% 1/10W			
1151		N	RESISTOR		R1022	1-216-065-91	RES-CHIP 4.7K 5% 1/10W			
1152		N	RESISTOR		R1023	1-216-065-91	RES-CHIP 4.7K 5% 1/10W			
1153		N	RESISTOR		R1040	1-216-025-11	RES-CHIP 100 5% 1/10W			
1154		N	RESISTOR		R1041	1-216-065-91	RES-CHIP 4.7K 5% 1/10W			
1155		N	RESISTOR		R1042	1-216-073-91	RES-CHIP 10K 5% 1/10W			
1156		N	RESISTOR		R1043	1-216-121-11	RES-CHIP 1M 5% 1/10W			

No.	#	Board	Type	! / *	Ref. No.	Part No.	Description	Remarks-1	Remarks-2	Difference
1157		N	RESISTOR		R1044	1-216-121-11	RES-CHIP 1M 5% 1/10W			
1158		N	NETWORK RESISTOR		RB1001	1-233-576-11	RES, CHIP NETWORK 100			
1159		N	NETWORK RESISTOR		RB1002	1-233-576-11	RES, CHIP NETWORK 100			
1160		N	NETWORK RESISTOR		RB1003	1-233-576-11	RES, CHIP NETWORK 100			
1161		N	NETWORK RESISTOR		RB1004	1-233-576-11	RES, CHIP NETWORK 100			
1162		N	NETWORK RESISTOR		RB1005	1-233-576-11	RES, CHIP NETWORK 100			
1163		N	NETWORK RESISTOR		RB1006	1-233-576-11	RES, CHIP NETWORK 100			
1164		N	NETWORK RESISTOR		RB1007	1-233-576-11	RES, CHIP NETWORK 100			
1165		N	NETWORK RESISTOR		RB1009	1-233-576-11	RES, CHIP NETWORK 100			
1166		N	CRYSTAL		X1001	1-795-044-21	VIBRATOR, CRYSTAL (16.9344MHz)			

