TCL 集团多媒体电子事业本部
研发中心

文件编号：QP7.3-F01-2002.1

第 1 页 共 1 页

编制日期：

新规格物料☐认可书/☐取消认可书

序号：

物料编号：02-SHV63D-C099000　适用机型：32D1240/3MS463A0T2A

物料名称　三合一机芯　属于：☐ 战略部品 ■ 方案部品　☐通用部品 ）

供 应 商:　广州视源（CVT）　供应商物料编号：TP.MS3463S.PB785B

供应商代码：_____ 送样部门：采购 送样人员：史卫东 送样日期：_____

认可原因：

【 √ 】新物料

【 】降低成本

【 】技术指标改善

【 】更换供应商

【 】试产用途（**试产时间：**
试产数量： ）

供应商确认状态：【 】已确认　【 】未确认
（供应商未确认时，应填写下列各项：）

供应商评审人员：_____

评 审 时 间：_____

确认供应商批准人员：_____

批 准 时 间：_____

认可意见及资料：

1）该物料：①【 √ 】认可
②【 】有条件认可，数量为 _____ 件
③【 】不认可　2）有效日期：

2）有效日期：_____

3）附送资料：【 √ 】说明书　【 】纸质图纸
【 】电子版图纸（yfzls@tcl.com ）
【 √ 】**用于环保产品**，附部品原材料清单，禁用物质检测报告

4）附送样板：【 】有样板　【 √ 】无样板，到货后补样板

取消认可意见及资料：

1）产品升级，向下兼容，则原有物料编号消；
2）新品淘汰，不再使用；
3）降低成本，不再使用；
4）供应商停产；
5）不符合标准化要求取消。

测试内容及说明：

机芯软件版本待定

硬件相同料号：02-SHV63D-C067003

ID号（必填）：099

供应商机芯名（必填）：TP.MS3463S.PB785B

TCL机芯名（必填）：3MS463A0T2A

配屏信息（必填）：4A-LD3205-CSFGTA

背光参数（必填）：60V_72V/300mA_X_1

销往地区：RUSSIA/俄罗斯

品牌（客户LOGO）：SHIVAKI

测试人 ：韦冠任

软件会签：黄昊

备注：

取消说明：

1）现有库存：

2）所应用的产品型号（个数）：

3）物料编码作废时间：

取消认可审批：

拟制：_____ 日期：_____

确 认（部品部）：_____ 日期：_____

批准：_____ 日期：_____

新规格物料□认可书/□取消认可书

频头，高频头单独认可加入 BOM。	

保密等级：机密

SPECIFICATION
产品规格书

产品型号: TP.MS3463S.PB785B<0487481.0001.0044>

销售区域: 欧洲

产品形态: TV+POWER+LED

产品类型: 基本型|DVB

文档编码: 17092170

60V-72V/300mA X 1 路

Approved by Shiyuan		
Checked by 审核	Rechecked by 复审	Approved by 批准

Please send the original back to us after you have approved and signed.
客户承认签章后敬请寄回正本一份。

Approved by customer		
Comments 确认意见	Approved by 批准签字	Company's seal 盖章
Customer's Name:		

版权 CVTE 所有，本文档内容属商业机密。未经允许，任何组织或个人不得以任何形式复制和传播。

REVISION HISTORY

VERSION	DATE	BOARD ID	PAGE	DESCRIPTION	AUTHOR
V0	2017.09.21	TP.MS3463S.PB785 B17237	All	First Issued.	Mio

版权 CVTE 所有，本文档内容属商业机密。未经允许，任何组织或个人不得以任何形式复制和传播。

Content

1. STANDARD CONFIGURATION（标准配置） 1
REQUIREMENT OF WIRE HARNESS（线材需求） 1
2. FEATURES（特性说明） 2
2.1 TV SYSTEM（TV 制式） 2
2.2 MULTIMEDIA PLAYBACK FORMAT（USB 多媒体格式播放列表） 3
3. INTERFACE DEFINITION（接口定义） 4
4. ELECTRICAL CHARACTERISTICS（电气特性） 9
4.1 Input Electrical Specifications(输入特性) 9
4.2 Harmonic（谐波要求） 9
4.3 Output Electrical Specifications（输出特性） 9
4.4 Electrical characteristics of constant current driver（恒流驱动器电气特性） 10
4.5 Input rise time（输出上升时间） 10
4.6 Output boot delay（输出开机延时） 10
4.7 Output retention time（输出保持时间） 10
4.8 Output overshoot（输出超调） 10
4.9 Output dynamic response（输出动态响应） 10
4.10 Output Protection（输出保护） 10
Output Protection Specification（输出保护） 11
5. FUSE PROTECTION（保险丝保护） 11
6. INTERNATIONAL STANDARDS（国际标准） 11
6.1 SAFETY（安规） 11
6.2 HI-POT AND INSULATION RESISTANCE（耐压性能和绝缘阻抗） 11
7. CONFIGURATION & GENERAL PRECAUTIONS（使用注意事项） 12
8. MOUNT PRECAUTIONS（组装注意事项） 13
9. MECHANICAL DIMENSION（结构尺寸图） 14

版权 CVTE 所有，本文档内容属商业机密。未经允许，任何组织或个人不得以任何形式复制和传播。

1. STANDARD CONFIGURATION（标准配置）

下表为我们主推的标准配置：

标准配置一	欧洲， 2 路 HDMI，1 路 USB，同轴端子
FUNCTIONS	【PB785_A2】COAX, HDMI#1,HDMI#2,(Mini)CVBS/AUDIO IN,EARPHONE OUT,USB/ RS232(与 USB 共用卧式 USB3.0 端子)
Notes	--
FRONT VIEW	

备注：如以上表格不包含您需要的配置，请单独向我司销售人员进行申请。

Note: If the configurations above can't meet your demand, please apply to our sales stuff.

REQUIREMENT OF WIRE HARNESS（线材需求）

MINI AV IN



版权 CVTE 所有，本文档内容属商业机密。未经允许，任何组织或个人不得以任何形式复制和传播。

2. FEATURES（特性说明）

MAIN CHIPSET 主芯片	MSD3463GSA-SW		
OSD LANGUAGE **OSD** 语言	Europe	English, French, German, Italian, Spanish, Portuguese (optional)	
PANEL 面板	Panel Type	TFT LCD	
	Panel Size	28-32 寸	
	Interface	Single/Dual LVDS	
	Max Resolution	1366*768	
VIDEO INPUT 视频输入	TV(Details in 3.1)	ATV(PAL,SECAM)/DTV(DVB-T/C/T2)	
	CVBS	Video System	PAL/NTSC
		Video level	1.0 Vp-p±10%
	HDMI	480i, 480p, 720p, 1080i, 1080p	
		*CEC, *ARC(HDMI 2), *MHL2.1(HDMI 1)	
		HDCP Version	1.4
AUDIO INPUT 音频输入	CVBS	L/R RCA input	0.2 – 2.0V_{RMS}
AUDIO OUTPUT 音频输出	COAX	PCM/RAW	
	Frequency response	100Hz-15KHz @±3dB(1KHz 0dB reference signal)	
	Output power	2×5W(8Ω) THD+N<10%@1KHz (Audio Input: 0.5V_{RMS})	
POWER TO PANEL 驱屏电压	12V		
USB FUNCTION **USB** 功能	software upgrade, multimedia play 软件升级，多媒体播放		
Button Types 按键类型	ADCKey Interface 模拟按键接口		
Note: Licenses involved in specifications above are supposed to be obtained by customers themselves. **注意：**以上规格涉及 License 部分需要客户自己获取。			

2.1 TV SYSTEM（TV 制式）

ATV **(PAL, SECAM,NTSC)**	Reception range	48.25MHz ~ 863.25MHz
	Input impedance	75Ω
	Video System	PAL, SECAM,NTSC
	Sound System	BG, DK, I, L/L',MN
		NICAM/A2
	TELETEXT	1000Pages
	Max Storage Channels	99CH
DTV **(DVB-T/C/T2)**	Reception range	VHF (50MHz ~ 230MHz)
		UHF (474MHz ~ 862MHz)
	Input impedance	75Ω

版权 CVTE 所有，本文档内容属商业机密。未经允许，任何组织或个人不得以任何形式复制和传播。

	Channel Bandwidth		7MHz/8MHz
	Modulation	DVB-T	COFDM 2K/8K QPSK,16QAM,64QAM
		*DVB-T2	QPSK,16QAM,64QAM,256QAM
		DVB-C	16QAM, 32QAM, 64QAM, 128QAM, 256QAM
	Video System		MPEG-2 MP@ML, MPEG-2 MP@HL, H.265 Main@L4.1 1920x1080@50fps
	Sound System		MPEG-1 layer 1/2
	Basic Functions		EPG, Subtitle, LCN, TELETEXT (Europe), MHEG-5(UK)
	Common Interface		Built-In
	Max Storage Channels		700CH(DVB-T+DVB-C)

2.2 MULTIMEDIA PLAYBACK FORMAT（USB 多媒体格式播放列表）

Media **（媒体）**	**File Ext.** **（扩展名）**	**Codec（编码解码器）**		**Remark（备注）**
		Video（视频）	**Audio（音频）**	
MOVIE	.mpg	MPEG-1, MPEG-2	MP3, WMA*, AAC, AC3*,PCM	**Max Solution:** 1920×1080 **Max Data Rate:** 40 Mbps
	.avi	DivX*, Xvid, MJPEG MPEG-4 SP/ASP, H.263/H.264		**Max Solution:** 1920×1080 **Max Data Rate:** 20 Mbps
	.ts	MPEG-2, H.264,AVS*,AVS+*, HEVC		
	.mov .mkv	MPEG-4 SP/ASP, H.263/H.264, HEVC		
	.dat	MPEG-1		
	.mp4	MPEG-4 SP/ASP, H.263/H.264, HEVC		
		MPEG-1, MPEG-2		**Max Solution:** 720×576 **Max Data Rate:** 40 Mbps
	.vob	MPEG-2		
	.rm*/.rmvb*	RV30/RV40	COOK, MP2	**Max Solution:** 1920×1080
MUSIC	.mp3	--	MP3	**Sample Rate:** 8K~48KHz **Bit Rate:** 32K~320Kbps
	.wma*	--	WMA*	**Channel:** Mono/Stereo
	.m4a/.aac	--	AAC	**Sample Rate:** 16K~48KHz **Bit Rate:** 32K~442Kbps **Channel:** Mono/Stereo
PHOTO	.jpg/	Progressive JPEG		**Max Resolution:** 1024×768
	.jpeg	Baseline JPEG		**Max Resolution:** 15360×8640
	.bmp	BMP		**Max Resolution:** 9600×6400

版权 CVTE 所有，本文档内容属商业机密。未经允许，任何组织或个人不得以任何形式复制和传播。

			Pixel Depth: 1/4/8/16/24/32 bpp
	.png	Non-Interlaced	**Max Resolution:** 9600×6400
		Interlaced	**Max Resolution:** 1280×800
SUBTITLE	.srt	SubRip	
	.ssa/.ass	SubStation Alpha	
	.smi	SAMI	
	.sub	SubViewer MicroDVD DVDSubtitleSystem SubIdx(VobSub)	SubViewer 1.0 & 2.0 Only
	.txt	TMPlayer	

File system: FAT32, FAT16, NTFS.

MSD3463GSA-Z1 don't support DivX, rm/.rmvb/.wma/AVS/AVS+/AC3.

MSD3463GSA-SW don't support DivX, rm/.rmvb/.wma/AVS/AVS+.

The different chip suffix will support different codec.

Notes: Licenses involved in specifications above are supposed to be obtained by customers.

*Need the specific chip and Hash Key to support.

3. INTERFACE DEFINITION（接口定义）

The optional connectors and terminals are marked with "*".标"*"的为可选。

◆ CNB2(2PIN/2.0):POWER SUPPLY FOR UPGRADE CONNECTOR

(升级用供电接口)

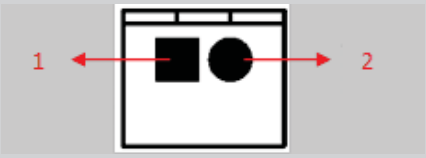

NO.	SYMBOL	DESCRIPTION
1	GND	Ground
2	12V	+12V DC Power Supply

◆ CNA3(4PIN/2.54): SPEAKER CONNECTOR(喇叭输出接口)

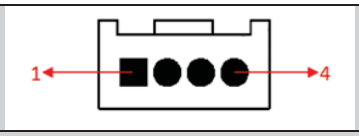

NO.	SYMBOL	DESCRIPTION
1	ROUT+	Audio Right Channel Output+
2	ROUT-	Audio Right Channel Output-
3	LOUT-	Audio Left Channel Output-
4	LOUT+	Audio Left Channel Output+

版权 CVTE 所有，本文档内容属商业机密。未经允许，任何组织或个人不得以任何形式复制和传播。

◆ CN3(2×15PIN /2.0): LVDS CONNECTOR(LVDS 接口)

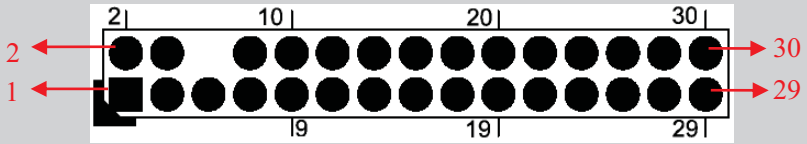

NO.	SYMBOL	DESCRIPTION
1	VCC-Panel	Power Supply for Panel
2	VCC-Panel	
3	VCC-Panel	
4	GND	Ground
5	GND	
6	NC	No Connection
7	RXO0-	LVDS ODD 0- Signal
8	RXO0+	LVDS ODD 0+ Signal
9	RXO1-	LVDS ODD 1- Signal
10	RXO1+	LVDS ODD 1+ Signal
11	RXO2-	LVDS ODD 2- Signal
12	RXO2+	LVDS ODD 2+ Signal
13	GND	Ground
14	GND	
15	RXOC-	LVDS EVEN Clock- Signal
16	RXEC+	LVDS EVEN Clock+ Signal
17	RXO3-	LVDS ODD 3- Signal
18	RXO3+	LVDS ODD 3+ Signal
19	RXE0-	LVDS EVEN 0- Signal
20	RXE0+	LVDS EVEN 0+ Signal
21	RXE1-	LVDS EVEN 1- Signal
22	RXE1+	LVDS EVEN 1+ Signal
23	RXE2-	LVDS EVEN 2- Signal
24	RXE2+	LVDS EVEN 2+ Signal
25	GND	Ground
26	GND	
27	RXEC-	LVDS EVEN Clock- Signal
28	RXEC+	LVDS EVEN Clock+ Signal
29	RXE3-	LVDS EVEN 3- Signal
30	RXE3+	LVDS EVEN 3+ Signal

版权 CVTE 所有，本文档内容属商业机密。未经允许，任何组织或个人不得以任何形式复制和传播。

◆ CN2 (30PIN/1.0): FFC INTERFACE CONNECTOR (FFC 接口)

NO.	SYMBOL	DESCRIPTION
1	GND	Ground
2	NC	No Connection
3	NC	
4	NC	
5	GND	Ground
6	RXO3+	LVDS ODD 3+ Signal
7	RXO3-	LVDS ODD 3- Signal
8	GND	Ground
9	RXEC+	LVDS EVEN Clock+ Signal
10	RXEC-	LVDS EVEN Clock- Signal
11	GND	Ground
12	RXO2+	LVDS ODD 2+ Signal
13	RXO2-	LVDS ODD 2- Signal
14	GND	Ground
15	RXO1+	LVDS ODD 1+ Signal
16	RXO1-	LVDS ODD 1- Signal
17	GND	Ground
18	RXO0+	LVDS ODD 0+ Signal
19	RXO0-	LVDS ODD 0- Signal
20	GND	Ground
21	NC	No Connection
22	LVDS SEL	JEDIA/VESA format selection(Follow with the main board)
23	GND	Ground
24	GND	
25	GND	
26	GND	
27	VCC_Panel	Power Supply for Panel
28	VCC_Panel	
29	VCC_Panel	
30	VCC_Panel	

版权 CVTE 所有，本文档内容属商业机密。未经允许，任何组织或个人不得以任何形式复制和传播。

◆ *CN5 (30PIN/1.0): FFC INTERFACE CONNECTOR (FFC 接口)

NO.	SYMBOL	DESCRIPTION
1	VCC_Panel	Power Supply for Panel
2	VCC_Panel	
3	VCC_Panel	
4	NC	No Connection
5	NC	
6	NC	
7	GND	Ground
8	RXE3+	LVDS EVEN 3+ Signal
9	RXE3-	LVDS EVEN 3- Signal
10	RXEC+	LVDS EVEN Clock+ Signal
11	RXEC-	LVDS EVEN Clock- Signal
12	RXE2+	LVDS EVEN 2+ Signal
13	RXE2-	LVDS EVEN 2- Signal
14	GND	Ground
15	RXE1+	LVDS EVEN 1+ Signal
16	RXE1-	LVDS EVEN 1- Signal
17	GND	Ground
18	RXE0+	LVDS EVEN 0+ Signal
19	RXE0-	LVDS EVEN 0- Signal
20	RXO3+	LVDS ODD 3+ Signal
21	RXO3-	LVDS ODD 3- Signal
22	RXEC+	LVDS EVEN Clock+ Signal
23	RXEC-	LVDS EVEN Clock- Signal
24	GND	Ground
25	RXO2+	LVDS ODD 2+ Signal
26	RXO2-	LVDS ODD 2- Signal
27	RXO1+	LVDS ODD 1+ Signal
28	RXO1-	LVDS ODD 1- Signal
29	RXO0+	LVDS ODD 0+ Signal
30	RXO0-	LVDS ODD 0- Signal

版权 CVTE 所有，本文档内容属商业机密。未经允许，任何组织或个人不得以任何形式复制和传播。

◆ CN16(5PIN/2.0): IR CONNECTOR

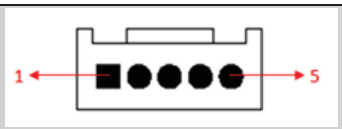

NO.	SYMBOL	DESCRIPTION
1	+3V3_IR	+3V3 Power Supply for IR
2	IR	IR Receiver
3	GND	Ground
4	RED	Red Indicator
5	KEY/5V	Key/5V

◆ CN4(2PIN/2.0): KEY CONNECTOR

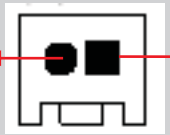

NO.	SYMBOL	DESCRIPTION
1	K0/AD	KEY0
2	GND	Ground

◆ *CNB801(4PIN/2.0): LED Driver Power Output Connector(LED 背光供电控制接口)

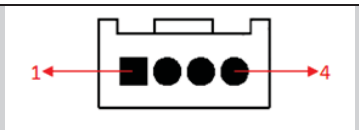

NO.		SYMBOL	DESCRIPTION	NOTE
CNB801	/	/	/	在 CNB802 的位置上插 4PIN2.0 插座；恒流参考规格：60V-72V/300mA X 1 路
	/	/	/	
	1,2	LED+	LED+ Output	
	3,4	LED-	LED- Output	

版权 CVTE 所有，本文档内容属商业机密。未经允许，任何组织或个人不得以任何形式复制和传播。

4. ELECTRICAL CHARACTERISTICS（电气特性）

4.1 Input Electrical Specifications(输入特性)

Input	Minimum	Nominal	Rating	Maximum	Unit
Voltage	90	115/230	100~240	264	Vac
Current	——	——	——	1.5	A
Frequency	47	60/50	——	63	Hz
Efficiency		≥78%min(Full load with input AC voltage of 115Vac @ 60Hz and 230Vac @ 50Hz)			
Standby Power Consumption		≦0.5W At 240Vac input and no load condition			
Inrush current (cold start)		100 Amperes @ 230Vac / 50Hz input			
Leakage Current		Less Than 0.35mA, 240Vac input			
Input Fuse		T3.15AH/250Vac			

4.2 Harmonic（谐波要求）

在额定输入及满载情况下，输入电流的谐波要求必须符合 EN-61000-3-2 规范。

4.3 Output Electrical Specifications（输出特性）

Dual Name	Voltage (Volts)			Current (A)			Ripple & Noise @25℃ (mV)
	Max	Nom	Min	Max	Nom	Min	
+12V	13.2	12.0	10.8	2.0	1.5	0.01	300

1. 纹波和噪声测量应在所有规定的负载条件下（不能在动态模式下）,示波器带宽限制为 20MHz 进行测量。
2. 输出端并联一个 0.1uF 的陶瓷电容和一个 10uF 的电解电容。
3. 当输出噪声测试时，测试探头必须避免其他线路、设备的干扰。测量方法可参考下图。

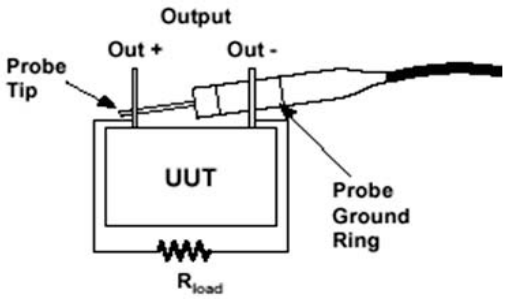

4. 12V 输出端并接 2200uF 的电容或搭配机芯，不会发生误保护。

版权 CVTE 所有，本文档内容属商业机密。未经允许，任何组织或个人不得以任何形式复制和传播。

4.4 Electrical characteristics of constant current driver（恒流驱动器电气特性）

Parameter		Symbol	Min.	Typ	Max.	Note
Dimming Characteristic						
Dimming type		Analog/Digital dimming				
Dimming Voltage Input		Vadj	0.0V	--	3.3V	3.3V Maximum Brightness
Dimming PWM Input	Duty	--	25%	70%	100%	100%Maximum Duty Maximum Brightness
	Frequency		22kHZ	25KHZ	28KHZ	
Backlight Output Characteristic						
LED Open Protection		Shut down				
LED Short Protection		Auto restart				

4.5 Input rise time（输出上升时间）

Signal Name	Rise time (ms)
+12V	≤50
注意：上升时间为输出满载情况下，输出电压从 10%上升到 90%的时间。	

4.6 Output boot delay（输出开机延时）

输入 230Vac，输出满载情况下，从交流输入到输出额定电压建立的时间不超过 3s。

4.7 Output retention time（输出保持时间）

在输入电压 230Vac 满载时测试，保持时间不少于 10ms（一个周期掉落）。

4.8 Output overshoot（输出超调）

无论有无负载，开机时的输出超调不能超过正常电压值的 10%。

4.9 Output dynamic response（输出动态响应）

输出动态负载调整率不会超过总输出的 10%。输出变化在总负载的 25%-50%，或 50%-75%之间，输出电流的变化斜率 0.5A/μS,动态频率范围：50HZ-10KHZ。

4.10 Output Protection（输出保护）

Output Voltage	Short Circuit Protection	Over Current Protection		Over Voltage Protection	
	Specification	Over Current	Specification	Over Voltage	Specification
+12V	Auto recovery or Latch	2.5-5.0A	Auto recovery or Latch	＞16V	Auto recovery or Latch
Note: 1. 输出短路不会造成损坏。 2. 在做输出过流或过压保护时，其所有输出均为额定负载条件下。					

版权 CVTE 所有，本文档内容属商业机密。未经允许，任何组织或个人不得以任何形式复制和传播。

Output Protection Specification（输出保护）

Signal Name	LED Short Protection	LED Open Protection
	Specification	Specification
LED output	Auto restart	Shut down or auto restart

5. FUSE PROTECTION（保险丝保护）

To protect the power module, the Fuse will be disconnected to cut off the power supply when the AC input current exceeds the rated current of fuse.

当输入交流电流超过保险丝的额定工作电流时，电源保险丝将断开，关闭电源供应以保护电源模块。

6. INTERNATIONAL STANDARDS（国际标准）

6.1 SAFETY（安规）

Conforming：

UL60950/UL60065;

EN60950-1/EN60065;

GB4943-2011/ GB8898-2011;

IEC 60950/IEC 60065.

6.2 HI-POT AND INSULATION RESISTANCE（耐压性能和绝缘阻抗）

HI-POT（耐压性能）

Primary to secondary（一次侧对二次侧）：3000VAC, 10mA for 60s.

Insulation resistance（绝缘阻抗）

between primary and secondary（一次侧与二次侧之间）：500VDC/60s, ≥50MΩ.

版权 CVTE 所有，本文档内容属商业机密。未经允许，任何组织或个人不得以任何形式复制和传播。

7. CONFIGURATION & GENERAL PRECAUTIONS（使用注意事项）

- Relative humidity: ≤ 80%.
- 相对湿度： ≤ 80%。
- Storage temperature: -10~60° C.
- 存储温度： -10~60° C。
- Operation temperature: 0~40° C.
- 使用温度：0~40° C。
- Protect the board from static electricity in case of damage to the IC.
- 请使板卡远离静电。
- Keep the board away from conductor when it is working.
- 请确保板卡工作时远离导体。
- Don’t push or pull the connectors when the board is working.
- 板卡工作时请勿按压和扭曲。
- Don’t press, distort or disassemble the board.
- 请勿拆解板卡。
- Clean the board with soft dry cloth when it’s dirty.
- 如果板卡脏了，请用干布擦拭。
- Don’t power on before panel is correctly connected.
- 正确接好驱屏线前请勿接通电源。
- The whole machine certification performance will be subject to the impact of the whole machine, must use the whole machine to test and confirm.
- 整机认证性能会受整机匹配的影响，必须使用整机进行测试确认。
- When using the I2C interface to communicate with the outside, please confirm the matching of the pull up resistance and the series resistance with CVTE hardware engineer.
- 使用 I2C 接口跟外部通信时，需与我司硬件工程师确认上拉电阻以及串接电阻的匹配性
- To ensure communicating properly between the mainboard and external expansion modules, it's recommend that test related control and communication signals and power supply voltage waveform after installing prototype to confirm whether to meet the relevant requirements.
- 为保障 TV 主板与外部扩展模块间能正常通讯控制，建议装样机后对相关控制和通讯信号以及供电等的电压波形进行测试，确认是否满足相关要求。

版权 CVTE 所有，本文档内容属商业机密。未经允许，任何组织或个人不得以任何形式复制和传播。

8. MOUNT PRECAUTIONS（组装注意事项）

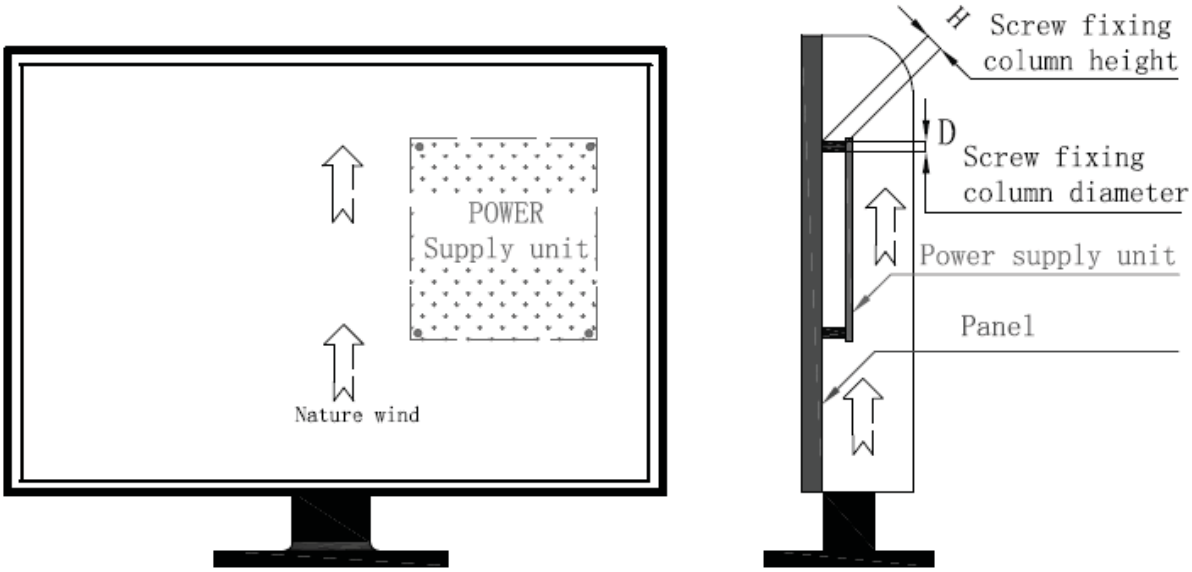

Note1: If there is mylar under PCB bottom, H≥5 mm; If there is no mylar under PCB bottom, H≥9 mm.

如果板卡带麦拉片，则 H≥5mm；如果板卡不带麦拉片，则 H≥9mm.

Note2: The diameter of D should be less than8mm. Use M3 screw to mount the power supply unit on the screw fixing column. The maximum torque force is 0.4N-M.

D 的直径须小于 8mm，将电源锁在螺丝柱上需使用 M3 的螺丝。最大扭力为 0.4N-M。

Note3: The Power supply unit is designed without the case. Pay attention to ESD protection at any time.

因为本产品为无外壳之设计，故在任何时候均应注意静电防护。

Note4: Speaker line must be twisted.

喇叭线必须使用双绞方式。

Note5: Speaker line cannot be parallel to the AC line, if they are parallel to each other, the distance should not be less than 8cm.

喇叭线和整机 AC 线不可以平行走线，如果平行走线，距离不可小于 8cm。

版权 CVTE 所有，本文档内容属商业机密。未经允许，任何组织或个人不得以任何形式复制和传播。

9. MECHANICAL DIMENSION（结构尺寸图）

配置2【PB785_A2】	
Ver.	A1
NO.	Description
1	COAX OUT
2	RF IN(T/T2)
3	HDMI1 IN
4	HDMI2 IN
5	AV IN(Mini)
6	EARPHONE OUT
7	USB IN/RS232
8	CI SLOT

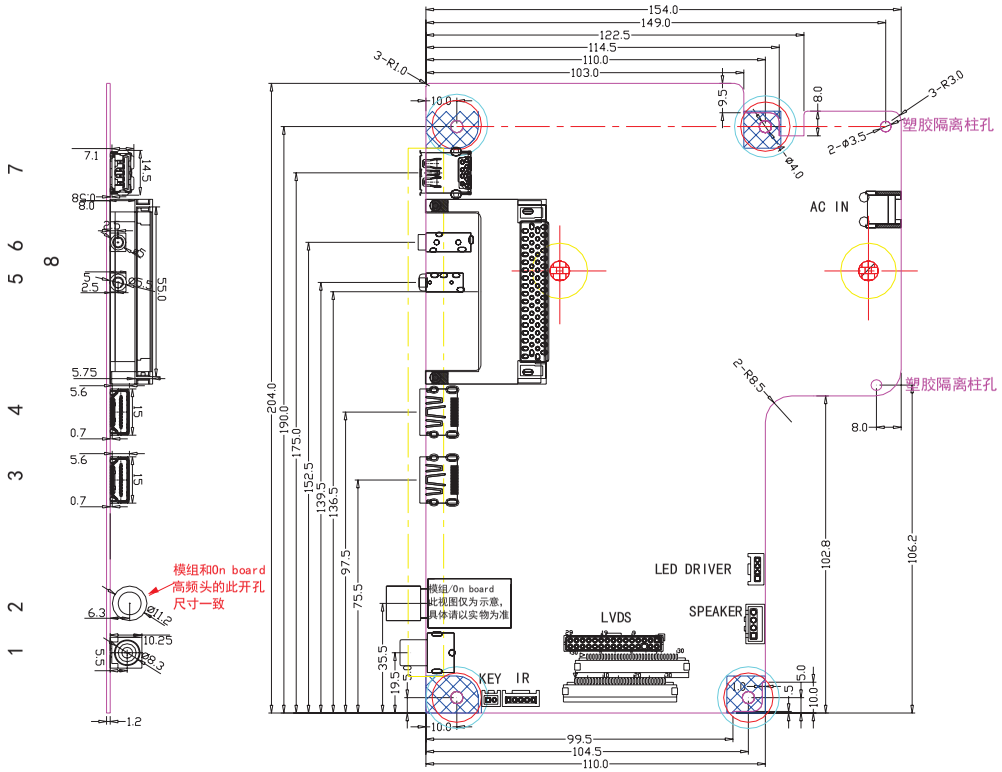

类型	样式	位置	材料	实际PCB面距离	建议预留间距
壁挂		顶层	塑胶	18.3mm	5mm
壁挂		顶层	金属	18.3mm	8mm(初级)
凸包		底层	金属	0mm	

图示	禁布说明
顶层	限高14.5mm
底层	限高04.0mm

版权 CVTE 所有，本文档内容属商业机密。未经允许，任何组织或个人不得以任何形式复制和传播。

TABLE: list of critical components and materials

Object/part No.	Manufacturer/ trademark	Type/ model	Value / rating	Standard	Mark(s) of conformity[1)]
PCB	Longnan Champion Asia Electronic Technology Co Ltd.	F-D	V-0, 130oC	UL 796	UL:E254215
--Alternate	Dongguan Ruomei Electronic Technology Co Ltd	RM-01	V-0, 130oC	UL 796	UL：E214887
--Alternate	Million Sources Co., Ltd. HK	MS-1	V-0, 130oC	UL 796	UL:E198407
--Alternate	EXPRESS ELECTRONICS LTD	10V0	V-0, 130 oC	UL 796	UL:E157925
--Alternate	AOSHIKANG PRECISION CIRCUIT (HUIZHOU) CO LTD	UL:A-2 K-2 S-2	V-0, 130 oC	UL 796	UL:E239218
--Alternate	JIANGMEN BENLIDA PRINTED CIRCUIT CO.,LTD	BLD-B	V-0, 130 oC	UL 796	UL:E203640
--Alternate	Trustech Electronics (Shenzhen) Co., Ltd.	CL-1	V-0, 130 oC	UL 796	UL: E241819
--Alternate	TOPSEARCH PRINTED CIRCUITS (HK) LTD	TS-D-8V03C SG TS-D-7V04 SG	V-0, 130 oC	UL 796	UL:E96016
--Alternate	Shenzhen Wuzhu Tech Co.,Ltd.	WZ-6	V-0,130℃	UL796	UL:E170968
--Alternate	PALWONN ELECTRONICS (SHENZHEN) CO LTD	D3,D6	V-0, 130 oC	UL 796	UL:E230435
--Alternate	SHENZHEN MANKUN ELECTRONICS CO LTD	MK-D,MK-D 600,MK-DC	V-0, 130 oC	UL 796	UL:E248237
--Alternate	Various	Various	V-0, 130 oC	UL 796	UL
Mylar	Shenzhen Bornsun Industrial Co., Ltd.	BN-FP	V-0, 130 oC	UL 94	UL: E256822
--Alternate	Sabic Japan L L C	FR700	V-0, 130 oC	UL 94	UL: E207780

说明：关键元件清单请以我司最终提供的签名版本为准，若贵司草稿报告关键元器件清单部分与我司提供的有差异，请与我司确认后再出正式版报告，以免不必要的更改，谢谢！
Attention: Please subject to signed version of this Critical Component List(CCL). If there are any discrepancies between CCL of your company's and ours, please confirm with us before file up a formal report to avert unnecessary changes. Thank you！

Object/part No.	Manufacturer/ trademark	Type/ model	Value / rating	Standard	Mark(s) of conformity[1)]
--Alternate	Suzhou Omay Optical Materials Co., Ltd.	SE42B	V-0, 80 oC	UL 94	UL: E249605
--Alternate	Shenzhen teesun technology Co.,Ltd.	TS-FR1370	V-0, 130 oC	UL 94	UL: E329660
Discharged resistance(RB1 ,RB4,RB3,RB2)	TA-I Technology (Suzhou) Co., Ltd	SMD1206	1.2Mohm,1/4W	IEC 60065	Tested within appliance
AC connector(CNB 1)	Zhejiang Jieshitai Electronics Co., Ltd.	VH-3AW (VDE) VH-03AW (UL)	250V,7A, 85 oC	UL 1977 EN61984:2009-11 EN61984:2009	UL:E314369 VDE:40025278
--Alternate	SUZHOU XINYA ELECTRONIC COMMUNICATION CO LTD(TUV) SUZHOU XINYA ELECTRIC COMMUNICATION CO LTD (UL)	W7913-02 RVA (TUV) W7913(UL)	250V,7A, 85 oC	UL 1977 EN61984:2009 IEC61984:2008	UL:E216870 TUV NORD 4478016406748-0 12
--Alternate	ZHEJIANG AMA & HIEN TECHNOLOGY CO LTD	VH-3AW VH-3A	250V,10A, 85 oC	UL 1977 EN61984:2009-11 EN61984:2009	UL:E231546 VDE:40044095
Fuse(FB1)	Shenzhen Lanson Electronics Co., Ltd.	5N	T3.15AH 250VAC	UL 248-1 UL 248-14 EN60127-1 EN60127-2	UL:E221465 VDE: 40019482
--Alternate	Walter Electronic Co., Ltd.	TSC	T3.15AH 250VAC	UL 248-1 UL 248-14 EN60127-1 EN60127-2	UL:E56092 VDE: 40016670
--Alternate	Xc Electronics (Shenzhen) Corp. Ltd	5H	T3.15AH 250VAC	UL 248-1 UL 248-14 EN60127-1 EN60127-2	UL: E249609 VDE: 40037020
Thermistor(NT CB1)	Thinking Electronic Industrial Co., Ltd.	SCK-2R55A	5A,2.5Ω	UL 1434 EN 60539-1 EN 60730-1	UL:E138827 TUV Rheinland: R 50050155

说明：关键元件清单请以我司最终提供的签名版本为准，若贵司草稿报告关键元器件清单部分与我司提供的有差异，请与我司确认后再出正式版报告，以免不必要的更改，谢谢！
Attention: Please subject to signed version of this Critical Component List(CCL). If there are any discrepancies between CCL of your company's and ours, please confirm with us before file up a formal report to avert unnecessary changes. Thank you！

Object/part No.	Manufacturer/ trademark	Type/ model	Value / rating	Standard	Mark(s) of conformity[1)]
--Alternate	EPCOS OHG	B57235S* (VDE) S235/2.5/XYZZ (UL)	5.2A,2.5Ω	UL 1434 EN60539-1:2008	UL: E69802 VDE:40038223
--Alternate	Nanjing Shiheng Electronics Co., Ltd.	MF72-2.5D11	5A,2.5Ω	UL 1434 EN60539-1:2008	UL:E241319 TUV Rheinland: R 50245892
--Alternate	Joyin Co., Ltd.	JNR10S2R5M,JNR13S2R5M (TUV) 10S2R5M,13S2R5M(UL)	5A,2.5Ω	UL 1434 EN60539-1:2008	UL:E171531 TUV Rheinland: R 50236285
Optocoupler(PCB101)	Lite-On Technology Corp	LTV-817(VDE) LTV-817,LTV-817S(UL)	Di ≥0.4mm, Ex ≥8.0mm	UL 1577 EN 60747-5-5	UL:E113898 VDE: 40015248
--Alternate	Everlight Electronics Co., Ltd.	EL817	Di ≥0.4mm, Ex ≥8.0mm	UL 1577 EN 60747-5-5	UL:E214129 VDE:132249
--Alternate	COSMO Electronics Corporation(VDE) Cosmo Electronics Corp(UL)	K1010X 1010X(UL) K1010	Di ≥0.4mm, Ex ≥8.0mm	EN60747-5-5 UL1577	VDE:101347 UL:E169586
X Capacitor(CXB1)	Carli Electronics Co., Ltd.	MPX	0.47uF,275Vac, 40/100/56 B	UL 60384-14 EN60384-14	UL:E120045 VDE: 40008520
--Alternate	Shenzhen Jinghao Capacitor Co., Ltd.	CBB62B	0.47uF,280Vac, 40/110/56 B	UL 60384-14 EN60384-14	UL: E252286 VDE: 40018690
--Alternate	Europtronic (Taiwan) Industrial Corp	MPX2	0.47uF,305Vac, 40/110/56 B	UL 60384-14 EN 60384-14	UL:E211347 VDE:40025981
--Alternate	Guangdong Fengming Electronic Tech Co., Ltd.	MKP-X2	0.47uF,275Vac, 40/105/21C	UL 60384-14 EN60384-14	UL: E345487 VDE:40025702
--Alternate	Xiamen Faratronic Co. Ltd.	MKP62	0.47uF,305Vac, 40/110/56B	UL 60384-14 IEC/EN 60384-14	UL: E186600 VDE: 40000358
Y Capacitor(CYB1)	TDK Corporation	CD	100pF, 250Vac, 25/125/21 B	UL 60384-14 EN60384-14	UL: E37861 VDE: 40029780

说明：关键元件清单请以我司最终提供的签名版本为准，若贵司草稿报告关键元器件清单部分与我司提供的有差异，请与我司确认后再出正式版报告，以免不必要的更改，谢谢！
Attention: Please subject to signed version of this Critical Component List(CCL). If there are any discrepancies between CCL of your company's and ours, please confirm with us before file up a formal report to avert unnecessary changes. Thank you！

Object/part No.	Manufacturer/ trademark	Type/ model	Value / rating	Standard	Mark(s) of conformity[1)]
--Alternate	TDK Corporation	CD	100pF, 400Vac 55/125/21 B	UL 60384-14 IEC60384-14:2013	UL: E37861 VDE: 40017931
--Alternate	Yinan Don's Electronic Component Co., Ltd.	CT81	100pF, 250Vac, 25/125/21 C	UL 60384-14 EN60384-14	UL: E145038 VDE:135256
--Alternate	Walsin Technology Corp	AH	100pF, 400Vac, 40/125/21C	UL 60384-14 EN60384-14	UL:E146544 VDE: 40001804
--Alternate	TDK XIAMEN CO LTD TDK TAIWAN CORP(ENEC 认证) TDK Corporation（UL）	CD series （ENEC） CD(UL)	100pF,400Vac, 55/125/21/B	UL 60384-14 IEC60384-14	ENEC:ENEC-01048-A1 UL:E37861
Y Capacitor(CYB3,CYB5,CYB4)	TDK Corporation	CD	470pF, 250Vac, 25/125/21 B	UL 60384-14 EN60384-14	UL: E37861 VDE: 40029780
--Alternate	TDK Corporation	CD	470pF, 400Vac 55/125/21 B	UL 60384-14 IEC60384-14:2013	UL: E37861 VDE: 40017931
--Alternate	Yinan Don's Electronic Component Co., Ltd.	CT81	470pF, 250Vac, 25/125/21 C	UL 60384-14 EN60384-14	UL: E145038 VDE:135256
--Alternate	Walsin Technology Corp	AH	470pF, 400Vac, 40/125/21C	UL 60384-14 EN60384-14	UL:E146544 VDE: 40001804
--Alternate	TDK XIAMEN CO LTD TDK TAIWAN CORP(ENEC 认证) TDK Corporation（UL）	CD series （ENEC） CD(UL)	470pF,400Vac, 55/125/21/B	UL 60384-14 IEC60384-14	ENEC:ENEC-01048-A1 UL:E37861
Line filter (LCB3)	Guangzhou Shiyuan Electronics Co., Ltd.	SYUU10.5-L002	N1(1-4):0.35mmx1P 80Ts N2(2-3):0.35mmx1P 80Ts	IEC 60065	Tested within appliance
Bobbin	Changchun Plastic Co., Ltd.	T375J	150 oC,V-0	UL 94, UL746	UL:E59481
Bobbin	Sumitomo Bakelite Co., Ltd.	PM-9820	150 oC,V-0	UL 94, UL746	UL:E41429
Wire	Huizhou Golden Ocean Magnet Wire Factory	2UEW	130 oC	UL 1446	UL:E225143
Wire	Changzhou Dayang Wire & Cable Co., Ltd.	2UEW/130	130 oC	UL 1446	UL:E158909

说明：关键元件清单请以我司最终提供的签名版本为准，若贵司草稿报告关键元器件清单部分与我司提供的有差异，请与我司确认后再出正式版报告，以免不必要的更改，谢谢！
Attention: Please subject to signed version of this Critical Component List(CCL). If there are any discrepancies between CCL of your company's and ours, please confirm with us before file up a formal report to avert unnecessary changes. Thank you！

Object/part No.	Manufacturer/ trademark	Type/ model	Value / rating	Standard	Mark(s) of conformity[1)]
Insulating Tape	Xinyu Shengdafeng Electric Material Co., Ltd.	SDF-312	130 oC	UL 510	UL:E317896
Varnish	Hang Cheung Petrochemical Ltd.	8562*	155 oC	UL 1446	UL: E200154
Varnish	Elantas Electrical Insulation Elantas Pdg Inc	V1630FS	155 oC	UL 1446	UL: E75225
Transformer (TB101)	Guangzhou Shiyuan Electronics Co., Ltd.	SYEQ2612-T003	Primary: N1(3-2):0.26mmx 2P 18Ts N2(6-5): 0.15mmx3P 6Ts N5(2-1):0.26mmx 2P 17Ts Secondary: N3(11-7):0.35mm x2P 9Ts N4(10-8):0.55mm x2P 5Ts	IEC 60065	Tested within appliance
Bobbin	Sumitomo Bakelite Co., Ltd.	PM-9820	150 oC,V-0	UL 94, UL746	UL:E41429
Wire	Changzhou Dayang Wire & Cable Co., Ltd.	2UEW/130	130 oC	UL 1446	UL: E158909
Multi-layer Insulated Winding	Dah Jin Technology Co., Ltd.	TLW-B(xx)(y)@TLW-B(VDE)	130 oC	UL 2353	UL:E236542 VDE:40008834
Tube	CHANGYUAN ELECTRONICS GROUP CO LTD	CB-TT-T	200oC	UL 224	UL:E180908
Insulating Tape	Xinyu shengdafeng Electric Material Co.,Ltd.	SDF-312	130 oC	UL 510	UL:E317896
Varnish	Elantas Electrical Insulation Elantas PDG Inc	V1630FS	155 oC	UL 1446	UL: E75225
MOS(QB101)	--	--	Min4.5A,Min600V	--	Tested within appliance

说明：关键元件清单请以我司最终提供的签名版本为准，若贵司草稿报告关键元器件清单部分与我司提供的有差异，请与我司确认后再出正式版报告，以免不必要的更改，谢谢！
Attention: Please subject to signed version of this Critical Component List(CCL). If there are any discrepancies between CCL of your company's and ours, please confirm with us before file up a formal report to avert unnecessary changes. Thank you !

Object/part No.	Manufacturer/ trademark	Type/ model	Value / rating	Standard	Mark(s) of conformity[1)]
Diode(DB1, DB2, DB3, DB4)	--	--	Min1A,Min800V	--	Tested within appliance
CAP(EB1)	--	--	100uF,Min400V	--	Tested within appliance
Current limitation resistor(RB148)	--	--	3W,0.27ohm	--	Tested within appliance

说明：关键元件清单请以我司最终提供的签名版本为准，若贵司草稿报告关键元器件清单部分与我司提供的有差异，请与我司确认后再出正式版报告，以免不必要的更改，谢谢！
Attention: Please subject to signed version of this Critical Component List(CCL). If there are any discrepancies between CCL of your company's and ours, please confirm with us before file up a formal report to avert unnecessary changes. Thank you！

产品编码：002.002.0077960
版本号：5
产品规格：TP.MS3463S.PB785B<0487481.0001.0044>,【功率:48W】,电源输出12V和32V，恒流：60V-72V/300mA X 1路
打印日期：2017-08-24 17:38
保密等级:机密
版权CVTE所有，本文档内容属商业机密。未经允许，任何组织或个人不得以任何形式复制和传播。
总计数/主料数/替代料数：150/150/0

查找编号	物料编号	物料名称	规格型号	数量	单位	位号	等级	第一供应商	第二供应商	第三供应商
1	004.001.0006691	PCB	PCB,TP.MS3463S.PB785B(17237),2L,2,132.75×204.00mm,FR4(TG130-CTI175),1OZ,Green,OSP,1.2mm,P159	1	PCS	PCB	A	QCX		
2	004.002.0000104	厚膜电阻	RES,1/16W,33Kohm,±1%,0402,SMD	2	PCS	RH34,RH38	B（允许共用）	WALSIN	ROYALOHM	SAMSUNG
3	004.002.0000426	排阻	RES ARRAY,1/16W,4×10Kohm,±5%,0402,SMD	1	PCS	RP6	B（允许共用）	WALSIN	ROYALOHM	SAMSUNG
4	004.002.0000488	厚膜电阻	RES,1/16W,56Kohm,±1%,0402,SMD	1	PCS	RD24	B（允许共用）	WALSIN	ROYALOHM	SAMSUNG
5	004.002.0000556	厚膜电阻	RES,1/8W,0ohm,±5%,0805,SMD	1	PCS	R12V	B（允许共用）	WALSIN	ROYALOHM	SAMSUNG
6	004.002.0000558	厚膜电阻	RES,1/16W,0ohm,±5%,0402,SMD	20	PCS	L1,L2,L3,L4,L5,L6,R13,R15,RA14,RA16,RD1,RD2,RK5,RK6,RT7,RT8,RT14,RT15,RU4,RU5	B（允许共用）	WALSIN	ROYALOHM	SAMSUNG
7	004.002.0000563	厚膜电阻	RES,1/16W,10ohm,±5%,0402,SMD	2	PCS	RA18,RH17	B（允许共用）	WALSIN	ROYALOHM	SAMSUNG
8	004.002.0000568	厚膜电阻	RES,1/16W,100ohm,±5%,0402,SMD	7	PCS	CH19,RA1,RA2,RU6,RU7,RB805,RB813	B（允许共用）	WALSIN	ROYALOHM	SAMSUNG
9	004.002.0000572	厚膜电阻	RES,1/16W,1Kohm,±5%,0402,SMD	13	PCS	R16,R17,RA6,RA9,RA10,RA13,RF2,RH8,RK11,RK16,RK20,RT9,RT11	B（允许共用）	WALSIN	ROYALOHM	SAMSUNG
10	004.002.0000573	厚膜电阻	RES,1/16W,10.5Kohm,±1%,0402,SMD	1	PCS	RD9	B（允许共用）	WALSIN	ROYALOHM	SAMSUNG
11	004.002.0000575	厚膜电阻	RES,1/16W,10Kohm,±1%,0402,SMD	4	PCS	RD28,RB103,RB109,RB808	B（允许共用）	WALSIN	ROYALOHM	SAMSUNG
12	004.002.0000577	厚膜电阻	RES,1/16W,10Kohm,±5%,0402,SMD	11	PCS	R18,R19,RA17,RH13,RH14,RI13,RI15,RM1,RM3,RM4,R	B（允许共用）	WALSIN	ROYALOHM	SAMSUNG
13	004.002.0000578	厚膜电阻	RES,1/16W,100Kohm,±1%,0402,SMD	2	PCS	RD6,RD8	B（允许共用）	WALSIN	ROYALOHM	SAMSUNG
14	004.002.0000579	厚膜电阻	RES,1/16W,100Kohm,±5%,0402,SMD	4	PCS	RA7,RD4,RF3,RM2	B（允许共用）	WALSIN	ROYALOHM	SAMSUNG
15	004.002.0000584	厚膜电阻	RES,1/16W,120ohm,±1%,0402,SMD	1	PCS	R3	B（允许共用）	WALSIN	ROYALOHM	SAMSUNG
16	004.002.0000589	厚膜电阻	RES,1/16W,12Kohm,±5%,0402,SMD	3	PCS	RA11,RI14,RI16	B（允许共用）	WALSIN	ROYALOHM	SAMSUNG
17	004.002.0000596	厚膜电阻	RES,1/16W,150ohm,±1%,0402,SMD	1	PCS	RI11	B（允许共用）	WALSIN	ROYALOHM	SAMSUNG
18	004.002.0000609	厚膜电阻	RES,1/16W,180ohm,±5%,0402,SMD	3	PCS	RH25,RI10,RI45	B（允许共用）	WALSIN	ROYALOHM	SAMSUNG
19	004.002.0000624	厚膜电阻	RES,1/16W,200Kohm,±5%,0402,SMD	2	PCS	RA3,RA4	B（允许共用）	WALSIN	ROYALOHM	SAMSUNG
20	004.002.0000626	厚膜电阻	RES,1/16W,22ohm,±5%,0402,SMD	1	PCS	RK1	B（允许共用）	WALSIN	ROYALOHM	SAMSUNG
21	004.002.0000630	厚膜电阻	RES,1/16W,2.2Kohm,±5%,0402,SMD	1	PCS	RM8	B（允许共用）	WALSIN	ROYALOHM	SAMSUNG
22	004.002.0000632	厚膜电阻	RES,1/16W,22Kohm,±5%,0402,SMD	2	PCS	RH33,RH37	B（允许共用）	WALSIN	ROYALOHM	SAMSUNG
23	004.002.0000658	厚膜电阻	RES,1/16W,33ohm,±5%,0402,SMD	5	PCS	RH15,RH16,RH18,RH23,RH24	B（允许共用）	WALSIN	ROYALOHM	SAMSUNG
24	004.002.0000659	厚膜电阻	RES,1/16W,330ohm,±1%,0402,SMD	1	PCS	RL1	B（允许共用）	WALSIN	ROYALOHM	SAMSUNG
25	004.002.0000689	厚膜电阻	RES,1/16W,4.7Kohm,±5%,0402,SMD	16	PCS	R8,R9,R12,R14,RA5,RA8,RK3,RK4,RK19,RM5,RM7,RM16,RT1,RT3,RV2,RV3	B（允许共用）	WALSIN	ROYALOHM	SAMSUNG
26	004.002.0000691	厚膜电阻	RES,1/16W,47Kohm,±5%,0402,SMD	2	PCS	RA15,RM6	B（允许共用）	WALSIN	ROYALOHM	SAMSUNG
27	004.002.0000699	厚膜电阻	RES,1/16W,510ohm,±1%,0402,SMD	2	PCS	R1,RB105	B（允许共用）	WALSIN	ROYALOHM	SAMSUNG
28	004.002.0000712	厚膜电阻	RES,1/16W,5.6Kohm,±1%,0402,SMD	1	PCS	RD25	B（允许共用）	WALSIN	ROYALOHM	SAMSUNG
29	004.002.0000715	厚膜电阻	RES,1/16W,5.1ohm,±5%,0402,SMD	4	PCS	RH9,RH10,RH21,RH22	B（允许共用）	WALSIN	ROYALOHM	SAMSUNG
30	004.002.0000727	厚膜电阻	RES,1/16W,75ohm,±1%,0402,SMD	1	PCS	RL2	B（允许共用）	WALSIN	ROYALOHM	SAMSUNG
31	004.002.0000728	厚膜电阻	RES,1/16W,75ohm,±5%,0402,SMD	1	PCS	RI12	B（允许共用）	WALSIN	ROYALOHM	SAMSUNG
32	004.002.0000746	排阻	RES ARRAY,1/16W,4×0ohm,±5%,0402,SMD	3	PCS	RP3,RP4,RP5	B（允许共用）	WALSIN	ROYALOHM	SAMSUNG
33	004.002.0000806	厚膜电阻	RES,1/16W,60.4Kohm,±1%,0402,SMD	1	PCS	RD5	B（允许共用）	WALSIN	ROYALOHM	SAMSUNG
34	004.003.0000045	陶瓷电容	CAP MC,50V,330pF,±5%,NPO,0402,SMD,TP	1	PCS	CI5	B（允许共用）	Samsung	Eyang	TDK
35	004.003.0000100	陶瓷电容	CAP MC,6.3V,2.2uF,±20%,X5R,0402,SMD,TP	7	PCS	C3,C6,C8,C9,CA4,CA50,CF2	B（允许共用）	Samsung	Eyang	TDK
36	004.003.0000383	陶瓷电容	CAP MC,6.3V,10uF,±20%,X5R,0603,SMD,TP	9	PCS	C14,C16,C29,CD22,CD23,CL5,CL11,CT20,CT28	B（允许共用）	Samsung	Eyang	TDK
37	004.003.0000386	陶瓷电容	CAP MC,16V,10uF,±20%,X5R,0805,SMD,TP	7	PCS	CA6,CD9,CD12,CD14,CL1,CL7,EU1	B（允许共用）	Samsung	Eyang	TDK
38	004.003.0000398	陶瓷电容	CAP MC,16V,0.22uF,±20%,X5R,0402,SMD,TP	9	PCS	CA10,CA11,CA14,CA19,CA20,CA28,CA29,CA30,CT13	B（允许共用）	Samsung	Eyang	TDK
39	004.003.0000402	陶瓷电容	CAP MC,16V,1uF,±20%,X5R,0402,SMD,TP	15	PCS	C2,C4,C5,C11,C12,C13,C15,C21,CA8,CA23,CA25,CA31,CD18,CH21,CT30	B（允许共用）	Samsung	Eyang	TDK
40	004.003.0000403	陶瓷电容	CAP MC,16V,0.1uF,±20%,X5R,0402,SMD,TP	31	PCS	C7,C17,C18,C19,C20,C22,C23,C24,C25,C26,C30,CA18,CD2,CD8,CD10,CD11,CD15,CF4,CI6,CI8,CK1,CL2,CL3,CL8,CL9,CM1,CT11,CT25,CT27,CT29,CT32	B（允许共用）	Samsung	Eyang	TDK
41	004.003.0000445	铝电解电容	CAP AL,10V,470uF,±20%,CD263,P,2.5mm,6.3×12,DIP,TP,XF	1	PCS	ED1	B	XF	XL	
42	004.003.0000503	陶瓷电容	CAP MC,50V,1000pF,±10%,X7R,0402,SMD,TP	11	PCS	C27,C28,C33,CA9,CA15,CA24,CA32,CH11,CI26,CB103,CB806	B（允许共用）	Samsung	Eyang	TDK
43	004.003.0000507	陶瓷电容	CAP MC,16V,0.1uF,±10%,X7R,0402,SMD,TP	1	PCS	CI18	B（允许共用）	Samsung	Eyang	TDK
44	004.003.0000530	陶瓷电容	CAP MC,50V,22pF,±5%,NPO,0402,SMD,TP	9	PCS	CH9,CH14,CH15,CT31,CT40,DH3,DH4,DH5,DH6	B（允许共用）	Samsung	Eyang	TDK
45	004.003.0000535	陶瓷电容	CAP MC,16V,0.022uF,±10%,X7R,0402,SMD,TP	1	PCS	CM4	B（允许共用）	Samsung	Eyang	TDK
46	004.003.0000546	陶瓷电容	CAP MC,50V,33pF,±5%,NPO,0402,SMD,TP	3	PCS	CF1,CF3,CI19	B（允许共用）	Samsung	Eyang	TDK
47	004.003.0000561	陶瓷电容	CAP MC,50V,4700pF,±10%,X7R,0402,SMD,TP	2	PCS	CI25,CB804	B（允许共用）	Samsung	Eyang	TDK

查找编号	物料编号	物料名称	规格型号	数量	单位	位号	等级	第一供应商	第二供应商	第三供应商
48	004.003.0000562	陶瓷电容	CAP MC,16V,0.047uF,±10%,X7R,0402,SMD,TP	2	PCS	CI3,CI4	B（允许共用）	Samsung	Eyang	TDK
49	004.003.0000570	陶瓷电容	CAP MC,50V,56pF,±5%,NPO,0402,SMD,TP	2	PCS	CT34,CT35	B（允许共用）	Samsung	Eyang	TDK
50	004.003.0000574	陶瓷电容	CAP MC,50V,6800pF,±10%,X7R,0402,SMD,TP	2	PCS	CA34,CA35	B（允许共用）	Samsung	Eyang	TDK
51	004.003.0000601	铝电解电容	CAP AL,16V,470uF,±20%,RK,P,5.0mm,10×12,DIP,TP,XL	1	PCS	EA1	B	XL	XF	
52	004.003.0000771	陶瓷电容	CAP MC,10V,22uF,±20%,X5R,0805,SMD,TP	4	PCS	CA7,CA33,CA36,CA37	B（允许共用）	Samsung	Eyang	TDK
53	004.004.0000326	磁珠	BEAD,120ohm,0402,500mA,SMD,TP,FCM1005KF-121T06,Tai-tech	2	PCS	L7,LT17	B	Tai-tech	Soldiers	
54	004.004.0000340	磁珠	BEAD,600ohm±25%,0805,2000mA,SMD,TP,UPZ2012E601-2R0TF,Sunlord	4	PCS	LBA1,LBA2,LBA3,LBA4	B	Sunlord	Microgate	
55	004.004.0000924	功率电感	Power Inductor,4.7uH,±20%,2.8A,0.35×1P,DR5.8×4.5,SMD,CD54-4.7uH,wenshan	1	PCS	LD2	B	wenshan	Sunlord	
56	004.005.0000195	开关二极管	DIO SW D2,200mA,70V,SOT-23,SMD,BAV99,BLUE ROCKET	1	PCS	DF1	B	BLUE ROCKET	GOOD-ARK	
57	004.006.0000002	通用三极管	Dynatron,NPN,0.2A,40V,30-300,SOT-23,LMBT3904LT1G,LRC	1	PCS	QK2	B	LRC	BLUE ROCKET	
58	004.006.0000007	通用三极管	Dynatron,NPN,0.2A,40V,60-300,SOT-23,KMBT3904,KEXIN	3	PCS	QH2,QM2,QM4	B	KEXIN	BLUE ROCKET	
59	004.007.0000061	场效应管	PMOS,-4.22A,-30V,0.076ohm@ID=-3A@VGS=-4.5V,SOT-23,ME2325-G,MATSUKI	1	PCS	QM3	B	MATSUKI	WILLSEMI	
60	004.007.0000063	场效应管	PMOS,-4.2A,-30V,0.062ohm@ID=-4A@VGS=-4.5V,SOT-23-3,ME2345A,MATSUKI	1	PCS	QM1	B	MATSUKI	WILLSEMI	
61	004.009.0000013	无源标准封装晶体振荡器	SPXO,24MHz,±20PPM,20pF,HC-49SMD,SMD,49SMD 24.000MHz,JWT	1	PCS	Y1	B	JWT	LM	
62	004.010.0000059	LDO芯片	IC LDO,1A,3.3V,12V,SOT-223,SMD,LC1117CLTR33,Leadchip	2	PCS	UL1,UT2	A	Leadchip		
63	004.010.0000060	LDO芯片	IC LDO,1A,ADJ,12V,SOT-223,SMD,LC1117CLTRAD,Leadchip	1	PCS	UL2	A	Leadchip		
64	004.010.0000503	DC-DC芯片	IC DCDC,Syn,3A,17V,580KHz,TSOT23-	1	PCS	UD1	A	TI		
65	004.010.0000504	DC-DC芯片	IC DCDC,Syn,2A,17V,580KHz,TSOT23-	1	PCS	UD2	A	TI		
66	004.011.0000303	SPI FLASH 芯片	IC SPI FLASH,8MB,64Mb,SOIC8,SMD,W25Q64JVSSIQ,Winbond	1	PCS	UF1	A	Winbond		
67	004.012.0000196	音频功放	IC Audio AMP,Class D,2×9W@13V@8ohm,HTSSOP28,SMD,TPA3136AD2PWPR,TI	1	PCS	UA1	A	TI		
68	004.026.0000039	自恢复保险丝	FUSE PTC,1.1A,6V,1206,SMD,TP,TLC	1	PCS	FU1	A	TLC		
69	004.036.0000289	USB端子	USB Jack,H,Single,flange,DIP,USB-A1D70F-3L9N-W,CZT	1	PCS	AV6	B（允许共用）	CZT	QS	WLCO
70	004.036.0000531	FFC插座	FFC connector,30Pin,D1.0,Bottom,SMD,P-TWO	1	PCS	CN2	B（允许共用）	DLK	XFE	CNJST
71	004.036.0001122	HDMI端子	HDMI Jack,H,SMD,161031041(hull-SPCC),VAST	2	PCS	AV2,AV3	B	VAST		
72	004.036.0001366	RCA端子	RCA Jack,AV1,H,Orange,CH5.5,Seal,DIP,AV38A-01S-5020,QS	1	PCS	AV9	B（允许共用）	QS	JSL	SC
73	004.036.0001700	连接插座	connect jack,5Pin,D2.0,D,SNAP,Nature,L=2.8mm,DIP,AMA	1	PCS	CN16	C	AMA	CNJST	XFE
74	004.036.0001710	连接插座	connect jack,4Pin,D2.50,D,SNAP,Nature,L=2.8mm,DIP,AMA	1	PCS	CNA3	C	AMA	CNJST	XFE
75	004.036.0002258	耳机端子	Earphone Jack,H,Φ3.5,CH2.5,Black,Seal,DIP,PJ-320C-5.0,JSL	1	PCS	AV10	B（允许共用）	JSL	QS	
76	004.036.0002646	耳机端子	Earphone Jack,H,Φ3.6,CH2.5,Black,switch,Seal,DIP,PJ-304L-02-	1	PCS	CN14	B（允许共用）	CS	QS	
78	004.040.0000579	散热片	Heat sink,AL6063,22.5×22.0×6.2mm,本色,原铝,鳍片型,XXWJ	1	PCS	HS1	C	XXWJ	FR	MRD
79	004.052.0000572	客供TV主芯片	IC Main Chip,SMD,MSD3463GSA-SW,TCL-ODM,Mstar	1	PCS	U1	A	Mstar		
80	005.002.0000001	胶水	胶水,0.1g,硅胶,ZJ	1	PCS	U1上方	C	ZJ		
81	004.004.0001473	功率电感	Power Inductor,2.2uH,±20%,3A,0.4×1P,DR5.8×4.5,SMD,CD54-2.2UH,wenshan	1	PCS	LD22	B	wenshan	Microgate	
82	004.003.0000534	陶瓷电容	CAP MC,50V,2200pF,±10%,X7R,0402,SMD,TP	4	PCS	CA13,CA17,CA22,CA27	B（允许共用）	Samsung	Eyang	TDK
83	004.003.0000506	陶瓷电容	CAP MC,50V,0.01uF,±10%,X7R,0402,SMD,TP	1	PCS	CK2	B（允许共用）	Samsung	Eyang	TDK
84	004.036.0002647	CI卡座	CI jack,H=8mm,SPC-G1G1-001C-密封,Hadkj	1	PCS	CN11	C	Hadkj	CPI	CONCRAFT
85	004.002.0000648	厚膜电阻	RES,1/16W,3Kohm,±1%,0402,SMD	3	PCS	RB132,RB133,RB135	B（允许共用）	WALSIN	ROYALOHM	SAMSUNG
86	004.036.0001699	连接插座	connect jack,4Pin,D2.0,D,SNAP,Nature,L=2.8mm,DIP,AMA	1	PCS	CNB801	C	AMA	CNJST	XFE
87	004.002.0000690	厚膜电阻	RES,1/16W,47Kohm,±1%,0402,SMD	1	PCS	RB104	B（允许共用）	WALSIN	ROYALOHM	SAMSUNG
88	004.010.0000589	PWM控制器	IC PWM Controller,120KHz,SOP-8,SMD,OB3353ACPA,ON-Bright	1	PCS	UB801	A	ON-Bright		
89	004.003.0000133	铝电解电容	CAP AL,25V,470uF,±20%,LD,GF,5.0mm,10×12.5,DIP,TP,CapXon	1	PCS	EB101	B	CapXon	Samxon	
90	004.002.0000602	厚膜电阻	RES,1/16W,15Kohm,±1%,0402,SMD	1	PCS	RB136	B（允许共用）	WALSIN	ROYALOHM	SAMSUNG
91	004.003.0000532	陶瓷电容	CAP MC,50V,220pF,±5%,NPO,0402,SMD,TP	2	PCS	CB101,CB104	B（允许共用）	Samsung	Eyang	TDK
92	004.003.0000737	陶瓷电容	CAP MC,25V,1uF,±10%,X7R,0603,SMD,TP	1	PCS	CB801	B（允许共用）	Samsung	Eyang	TDK
93	004.002.0000050	厚膜电阻	RES,1/4W,1.2Mohm,±5%,1206,SMD	4	PCS	RB1,RB2,RB3,RB4	B（允许共用）	WALSIN	ROYALOHM	SAMSUNG
94	004.002.0000053	厚膜电阻	RES,1/4W,68ohm,±5%,1206,SMD	3	PCS	RB124,RB125,RB126	B（允许共用）	WALSIN	ROYALOHM	SAMSUNG
95	004.002.0000688	厚膜电阻	RES,1/16W,4.7Kohm,±1%,0402,SMD	1	PCS	RB134	B（允许共用）	WALSIN	ROYALOHM	SAMSUNG
96	004.056.0000008	光耦	Opto-coupler,130 to 260,D10,SMD,LTV-817S-TA1-B,Liteon	1	PCS	PCB101	A	Liteon		
97	004.002.0000562	厚膜电阻	RES,1/8W,10ohm,±5%,0805,SMD	1	PCS	RB816	B（允许共用）	WALSIN	ROYALOHM	SAMSUNG
98	004.002.0000218	厚膜电阻	RES,1/4W,20ohm,±5%,1206,SMD	2	PCS	RB130,RB161	B（允许共用）	WALSIN	ROYALOHM	SAMSUNG
99	004.003.0000550	陶瓷电容	CAP MC,16V,0.033uF,±10%,X7R,0402,SMD,TP	1	PCS	CB812	B（允许共用）	Samsung	Eyang	TDK
100	004.004.0000598	变压器	Transformer,EQ2612,450uH,0.26×2P,35Ts,H14.5MAX,SYEQ2612-T003,DIP,YX	1	PCS	TB101	A	YX		
101	004.002.0000110	厚膜电阻	RES,1/8W,51Kohm,±1%,0805,SMD	1	PCS	RB140	B（允许共用）	WALSIN	ROYALOHM	SAMSUNG

查找编号	物料编号	物料名称	规格型号	数量	单位	位号	等级	第一供应商	第二供应商	第三供应商
102	004.002.0000392	线绕电阻	RES WIRE,3W,0.27ohm,±5%,DIP,TP,Futaba	1	PCS	RB148	B	Futaba	TY-OHM	
103	004.010.0000205	稳压器	IC Regulator,2.5V,0.4%,SOT23-3,SMD,AZ431AN-ATRE1,DIODES	1	PCS	UB102	B	BCD	BLUE ROCKET	
104	004.004.0000361	磁珠	BEAD,70ohmMin,φ3.5×6.0×0.65,DIP,TP,SA-A048-020-A SRH3560TL-J5C-065,Soldiers	1	PCS	BB101	B	Soldier	Tai-tech	
105	004.036.0002223	无红磷连接插座	connect jack,2Pin,D7.92,L,SNAP,Fool-proofing,Beige,L=2.8mm,DIP,AMA	1	PCS	CNB1	A	AMA		
106	004.002.0000413	热敏电阻	RES NTC,2.4W,5A,2.5ohm,±20%,S,5.0mm,10mm,DIP,Thinking	1	PCS	NTCB1	A	Thinking		
107	004.004.0000360	磁珠	BEAD,30ohmMin,Φ3.5×3.0×0.65,DIP,TP,SA-A048-021-A SRH3530TL-J5C-065,Soldiers	1	PCS	BB801	B	Soldier	Tai-tech	
108	004.003.0000137	铝电解电容	CAP AL,63V,100uF,±20%,LD,GF,P,5.0mm,10×	2	PCS	EB104,EB105	B	CapXon	Samxon	
109	004.002.0000620	厚膜电阻	RES,1/10W,2Kohm,±5%,0603,SMD	1	PCS	RB131	B（允许共用）	WALSIN	ROYALOHM	SAMSUNG
110	004.036.0001753	连接插座	connect jack,2Pin,D2.0,D,L=2.8mm,DIP,AMA	1	PCS	CNB2	C	AMA	CNJST	XFE
111	004.004.0001885	差模电感	Inductor,DR12×12,70uH,0.15×12P,38.5Ts,H13.5MAX,SYDR1212-L070uA,DIP,DL	1	PCS	LB801	A	DL		
112	004.002.0000109	厚膜电阻	RES,1/4W,330Kohm,±5%,1206,SMD	2	PCS	RB101,RB102	B（允许共用）	WALSIN	ROYALOHM	SAMSUNG
113	004.003.0000189	铝电解电容	CAP AL,50V,10uF,±20%,LF,GH,P,2.5mm,5×11,DIP,TP,CapXon	1	PCS	EB106	B	CapXon	Samxon	
114	004.002.0000065	厚膜电阻	RES,1/4W,10ohm,±5%,1206,SMD	4	PCS	RB119,RB120,RB810,RB812	B（允许共用）	WALSIN	ROYALOHM	SAMSUNG
115	004.003.0000044	陶瓷电容	CAP MC,50V,0.1uF,±10%,X7R,0603,SMD,TP	2	PCS	CB102,CB109	B（允许共用）	Samsung	Eyang	TDK
116	004.003.0001026	Y电容	CAP Y1,CD,100pF,400VAC,±10%,KS,10mm,Y5P,DIP,Walsin	1	PCS	CYB1	A	Walsin		
117	004.003.0000049	陶瓷电容	CAP MC,200V,220pF,±5%,NPO,0805,SMD,TP	2	PCS	CB809,CB810	B（允许共用）	Samsung	Eyang	TDK
118	004.026.0000011	慢断保险丝	FUSE T,C,3.15A,250VAC,MT,Φ5.2×20mm,DIP,BULK,LS	1	PCS	FB1	A	LS		
119	004.004.0000858	共模电感	Common Choke,UU10.5,18mH MIN,0.35×1P,80Ts,H14.5MAX,SYUU10.5-L002,DIP,EDL	1	PCS	LCB3	A	EDL		
120	004.007.0000040	场效应管	NMOS,20A,150V,0.0755ohm@ID=10A@VGS=10V,TO252,AOD4454,AOS	1	PCS	QB801	B	AOS	Magnachip	
121	004.005.0000273	整流二极管	DIO SI S,2A,1000V,DO-15,DIP,RL207-FG-WS,WILLAS	4	PCS	DB1,DB2,DB3,DB4	B	WILLAS	Diodes	
122	004.003.0000762	陶瓷电容	CAP CD,1KV,100pF,±10%,SL,P,5.0mm,DIP,TP,SHM	1	PCS	CB116	B	SHM	Walsin	
123	004.003.0000501	陶瓷电容	CAP MC,50V,100pF,±5%,NPO,0402,SMD,TP	2	PCS	CB803,CB813	B（允许共用）	Samsung	Eyang	TDK
124	004.005.0000173	整流二极管	DIO FRD S,1A,1000V,DO-41,DIP,FR107,TAIWAN	1	PCS	DB106	B	AN SEMICONDU(	Diodes	
125	004.003.0000110	薄膜电容	CAP PE,400V,4700pF,±5%,P,5.0mm,PC,DIP,TP,Fara	1	PCS	CB114	B	Fara	Futaba	
126	004.005.0000177	整流二极管	DIO SI S,1A,1000V,DO-214AC,SMD,M7,WEJ	2	PCS	DB104,DB804	B	WEJ	Diodes	
127	004.003.0000816	X电容	CAP X2,MP,280VAC,0.47uF,±10%,S,15mm-Mini,PC,DIP,JH	1	PCS	CXB1	A	JH		
128	004.002.0000144	厚膜电阻	RES,1/4W,4.7ohm,±1%,1206,SMD	5	PCS	RB114,RB117,RB118,RB838,RB839	B（允许共用）	WALSIN	ROYALOHM	SAMSUNG
129	004.003.0000157	铝电解电容	CAP AL,450V,100uF,±20%,KM,BK,7.5mm,16×35.5,DIP,CapXon	1	PCS	EB1	B	CapXon	XF	
130	004.002.0000139	厚膜电阻	RES,1/4W,3ohm,±1%,1206,SMD	1	PCS	RB837	B（允许共用）	WALSIN	ROYALOHM	SAMSUNG
131	004.002.0000076	厚膜电阻	RES,1/8W,20ohm,±5%,0805,SMD	2	PCS	RB107,RB807	B（允许共用）	WALSIN	ROYALOHM	SAMSUNG
132	004.003.0001239	铝电解电容	CAP AL,160V,39uF,±20%,LD,DV,S,5.0mm,12.5×12,DIP,BULK,Elite	1	PCS	EB802	B	Elite	Samxon	
133	004.005.0000078	肖特基二极管	DIO SBD S,3A,150V,DO-201AD,DIP,STPS3150RL,ST	1	PCS	DB801	B	ST	JLHW	
134	004.002.0000569	厚膜电阻	RES,1/16W,1Kohm,±1%,0402,SMD	1	PCS	RB806	B（允许共用）	WALSIN	ROYALOHM	SAMSUNG
135	005.002.0000011	硅胶	硅胶,0.2g,通用,60,白色,SLD-8854W,XY	1	PCS	GL1	C	XY		
136	004.002.0000538	跳线	RES JUMP,0.6,6.0mm,DIP	2	PCS	JP1,JP2	C	0		
137	004.003.0000026	陶瓷电容	CAP CD,1KV,470pF,±10%,Y5R,P,5.0mm,DIP,TP,TDK	1	PCS	CB118	B	TDK	Walsin	
138	004.002.0000583	厚膜电阻	RES,1/16W,11Kohm,±1%,0402,SMD	1	PCS	RB803	B（允许共用）	WALSIN	ROYALOHM	SAMSUNG
139	004.005.0000189	开关二极管	DIO SW D1,200mA,70V,SOT-23,SMD,LBAV70LT1G,LRC	1	PCS	DB111	B	BLUE ROCKET	GOOD-ARK	
140	004.002.0000339	金属氧化膜电	RES MOF,2WS,100Kohm,±5%,DIP,TP,Futaba	1	PCS	RB123	B	Futaba	TY-OHM	
141	004.002.0000480	厚膜电阻	RES,1/8W,68ohm,±5%,0805,SMD	1	PCS	RB106	B（允许共用）	WALSIN	ROYALOHM	SAMSUNG
142	004.003.0000989	Y电容	CAP Y1,CD,470pF,400VAC,±20%,KS,10mm,Y5U,DIP,Walsin	3	PCS	CYB3,CYB4,CYB5	A	Walsin		
143	004.007.0000226	场效应管	NMOS,5.2,650V,1.02ohm@ID=2.6A@VGS=10V,DPAK,TK5P65W,TOSHIBA	1	PCS	QB101	A	TOSHIBA		
144	004.002.0000186	厚膜电阻	RES,1/4W,0.47ohm,±1%,1206,SMD	4	PCS	RB818,RB819,RB820,RB821	B（允许共用）	WALSIN	ROYALOHM	SAMSUNG
145	004.005.0000140	整流二极管	DIO SI D1,10A,150V,TO-263,SMD,MBRB10150CT,GOOD-ARK	1	PCS	DB101	B	GOOD-ARK	TSC	
146	004.005.0000143	整流二极管	DIO FRD S,3A,400V,DO-201AD,DIP,SSF3GG,GULF	1	PCS	DB103	B	GULF	GOOD-ARK	
147	004.003.0000062	陶瓷电容	CAP MC,200V,1000pF,±5%,NPO,0805,SMD,TP	1	PCS	CB117	B（允许共用）	Samsung	Eyang	TDK
148	004.002.0000089	厚膜电阻	RES,1/4W,47ohm,±5%,1206,SMD	2	PCS	RB128,RB129	B（允许共用）	WALSIN	ROYALOHM	SAMSUNG
149	004.002.0001280	厚膜电阻	RES,1/8W,510Kohm,±1%,0805-Auto,SMD	1	PCS	RB814	B（允许共用）	WALSIN	ROYALOHM	SAMSUNG
150	004.010.0000426	PWM控制器	IC PWM Controller,65KHZ,SOT23-6,SMD,OB2273C,ON-Bright	1	PCS	UB101	A	ON-Bright		

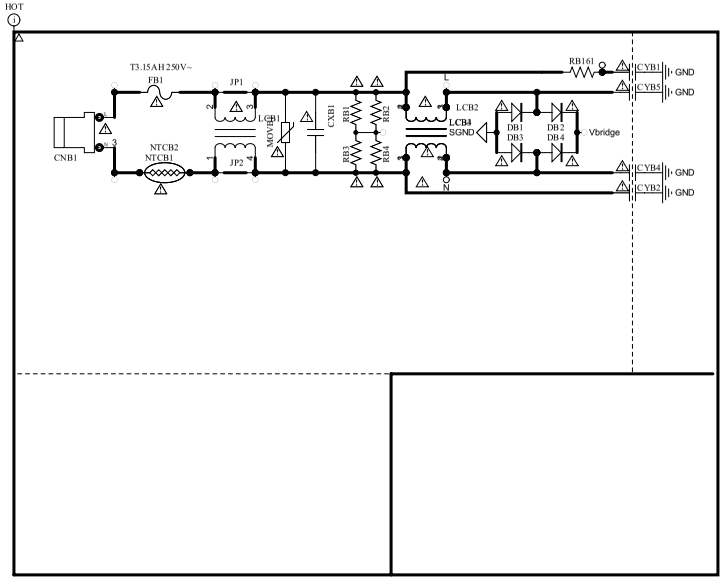

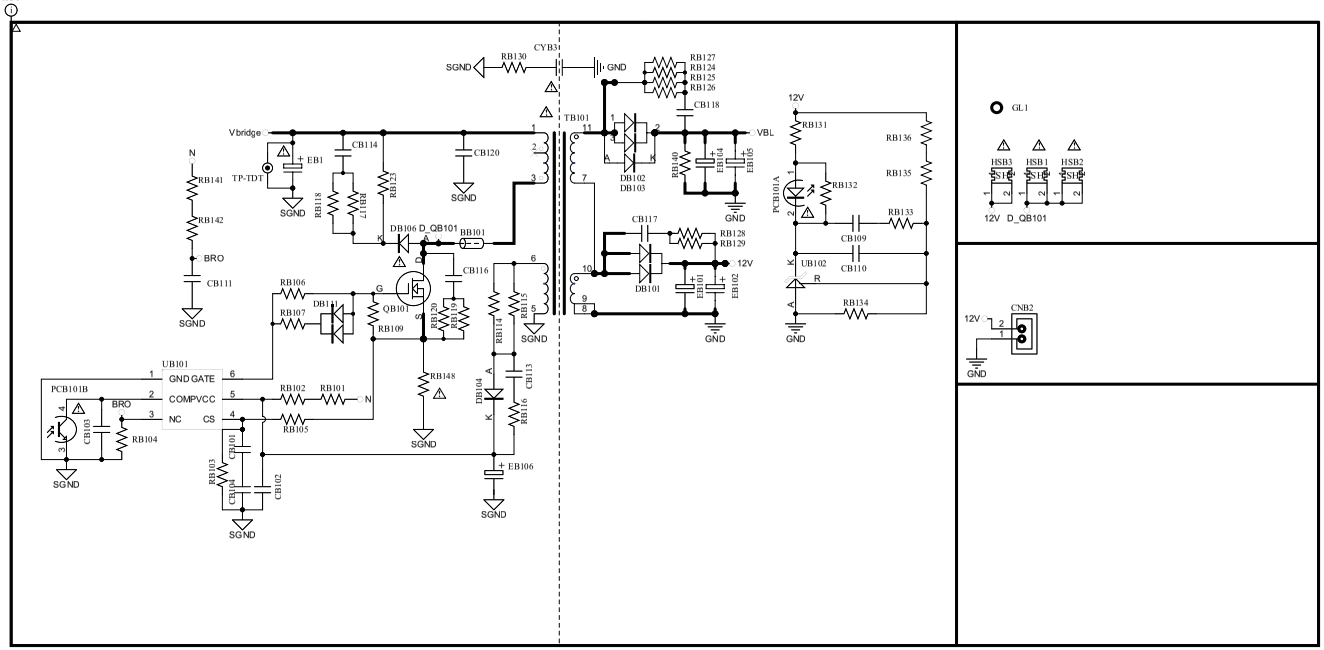

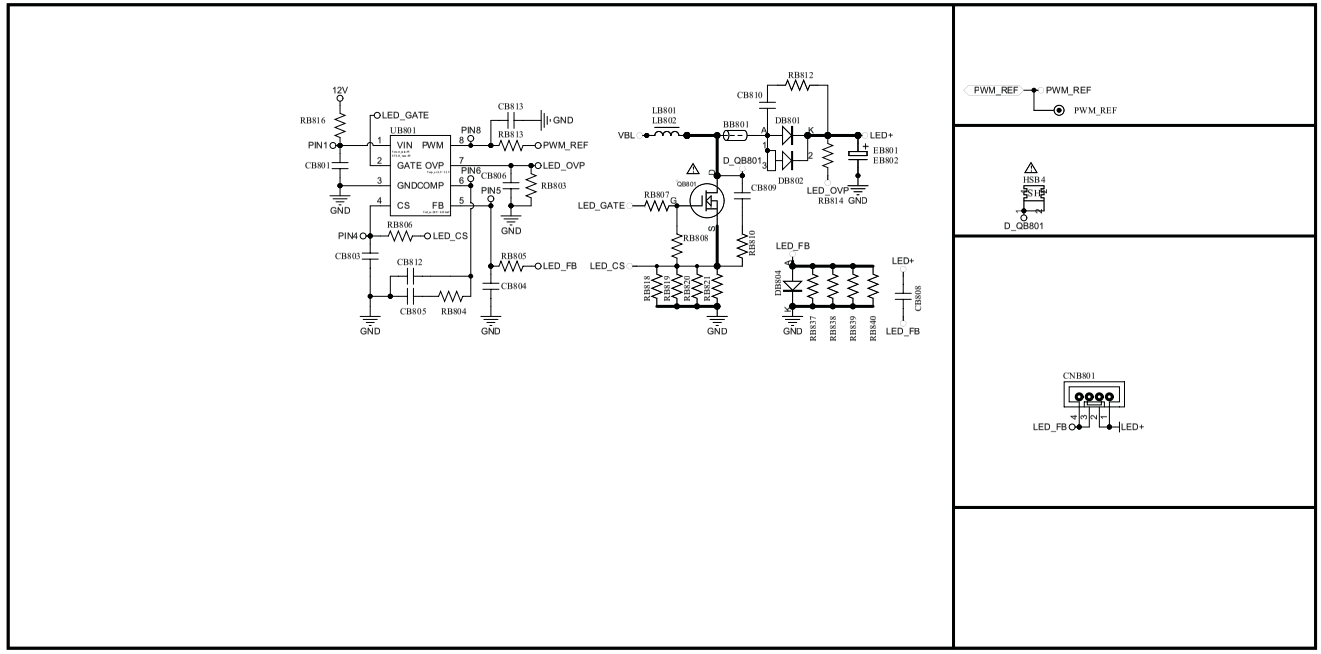

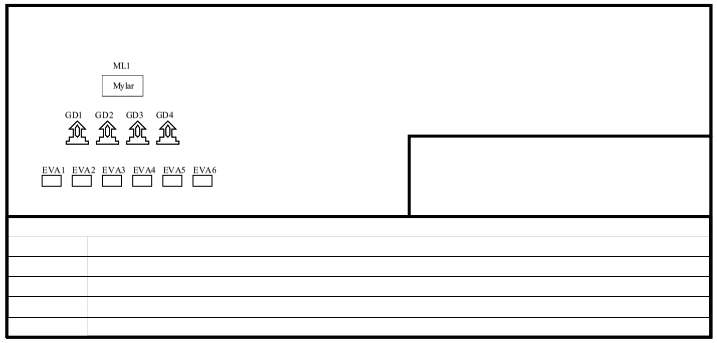

CVTE
Dream Future

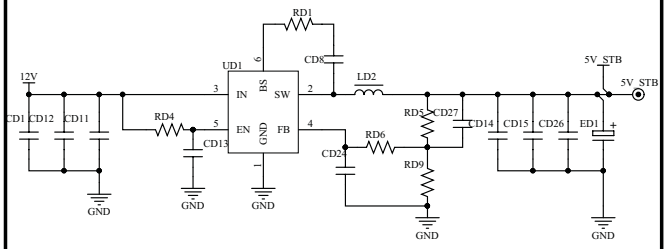
RD1
CD8
UD1
12V
IN
BS
SW
EN
GND
FB
LD2
5V_STB
5V_STB
CD1 CD12 CD11
RD4
CD13
RD5
CD27
CD14
CD15
CD26
ED1
RD6
CD2
RD9
GND

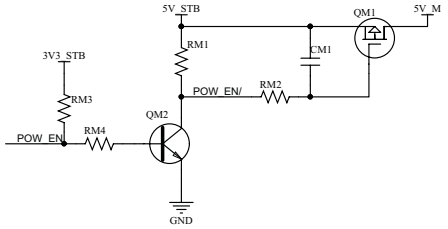
5V_STB
QM1
5V_M
RM1
CM1
3V3_STB
RM3
POW_EN/
RM2
QM2
POW_EN
RM4
GND

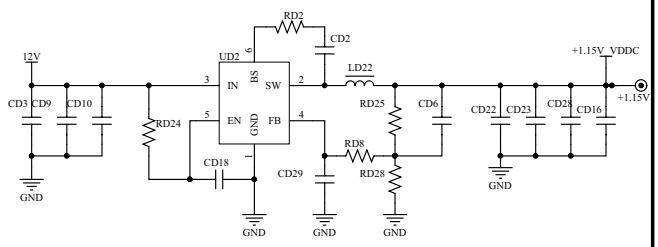
RD2
CD2
UD2
12V
IN
BS
SW
EN
GND
FB
LD22
+1.15V_VDDC
+1.15V
CD3 CD9
CD10
RD24
CD18
CD29
RD8
RD28
RD25
CD6
CD22
CD23
CD28
CD16
GND

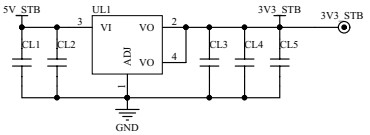
5V_STB
UL1
VI
VO
ADJ
VO
3V3_STB
3V3_STB
CL1
CL2
CL3
CL4
CL5
GND

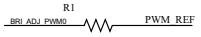
R1
BRI_ADJ_PWM0
PWM_REF

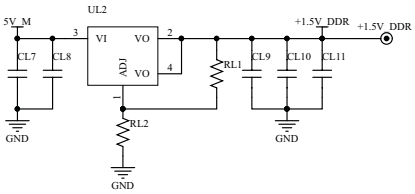
UL2
5V_M
VI
VO
ADJ
VO
+1.5V_DDR
+1.5V_DDR
CL7
CL8
RL1
CL9
CL10
CL11
RL2
GND

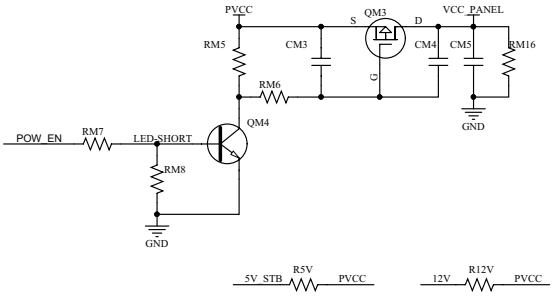
PVCC
QM3
VCC_PANEL
S
D
G
RM5
CM3
CM4
CM5
RM16
RM6
QM4
POW_EN
RM7
LED_SHORT
RM8
GND
5V_STB
R5V
PVCC
12V
R12V
PVCC

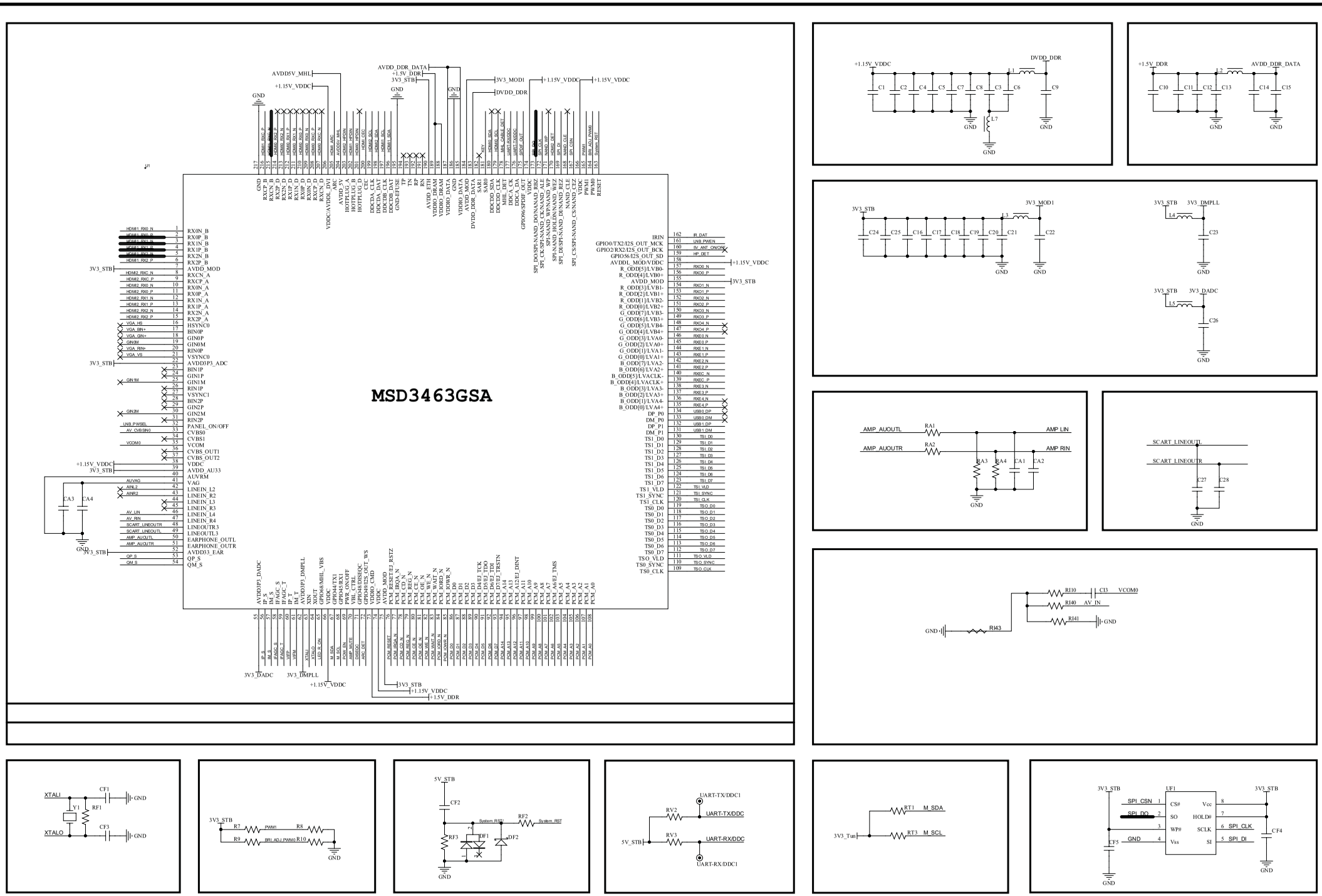
MSD3463GSA
AVDD5V_MHL
+1.15V_VDDC
AVDD_DDR_DATA
+1.5V_DDR
3V3_STB
GND
3V3_MOD1
DVDD_DDR
+1.15V_VDDC
3V3_STB
3V3_DADC
3V3_DMPLL
+1.15V_VDDC
+1.5V_DDR
RX0N_B
RX0P_B
RX1N_B
RX1P_B
RX2N_B
RX2P_B
AVDD_MOD
RXCN_A
RXCP_A
RX0N_A
RX0P_A
RX1N_A
RX1P_A
RX2N_A
RX2P_A
HSYNC0
BIN0P
GIN0P
GIN0M
RIN0P
VSYNC0
AVDD33P3_ADC
BIN1P
GIN1P
GIN1M
RIN1P
VSYNC1
BIN2P
GIN2P
GIN2M
RIN2P
PANEL_ON/OFF
CVBS0
CVBS1
VCOM
CVBS_OUT1
CVBS_OUT2
VDDC
AVDD_AU33
AUVRM
VAG
LINEIN_L2
LINEIN_R2
LINEIN_L3
LINEIN_R3
LINEIN_L4
LINEIN_R4
LINEOUTR3
LINEOUTL3
EARPHONE_OUTL
EARPHONE_OUTR
AVDD33_EAR
QP_S
QM_S
IR_DAT
GPIO0/TX2/I2S_OUT_MCK
GPIO2/RX2/I2S_OUT_BCK
AVDDL_MOD/VDDC
R_ODD[5]/LVB0-
R_ODD[4]/LVB0+
AVDD_MOD
R_ODD[3]/LVB1-
R_ODD[2]/LVB1+
R_ODD[1]/LVB2-
R_ODD[0]/LVB2+
G_ODD[7]/LVB3-
G_ODD[6]/LVB3+
G_ODD[5]/LVB4-
G_ODD[4]/LVB4+
G_ODD[3]/LVA0-
G_ODD[2]/LVA0+
G_ODD[1]/LVA1-
G_ODD[0]/LVA1+
B_ODD[7]/LVA2-
B_ODD[6]/LVA2+
B_ODD[5]/LVACLK-
B_ODD[4]/LVACLK+
B_ODD[3]/LVA3-
B_ODD[2]/LVA3+
B_ODD[1]/LVA4-
B_ODD[0]/LVA4+
DP_P0
DM_P0
DP_P1
DM_P1
TS1_D0
TS1_D1
TS1_D2
TS1_D3
TS1_D4
TS1_D5
TS1_D6
TS1_D7
TS1_VLD
TS1_SYNC
TS1_CLK
TS0_D0
TS0_D1
TS0_D2
TS0_D3
TS0_D4
TS0_D5
TS0_D6
TS0_D7
TS0_VLD
TS0_SYNC
TS0_CLK
+1.15V_VDDC
3V3_STB
+1.15V_VDDC
3V3_STB
CA3
CA4
GND
3V3_STB

+1.15V_VDDC
DVDD_DDR
C1
C2
C4
C5
C7
C8
C3
C6
C9
L1
L7
GND
GND
GND

+1.5V_DDR
AVDD_DDR_DATA
C10
C11
C12
C13
C14
C15
L2
GND
GND

3V3_STB
3V3_MOD1
C24
C25
C16
C17
C18
C19
C20
C21
C22
L3
GND
GND
3V3_STB
3V3_DMPLL
L4
C23
GND
3V3_STB
3V3_DADC
L5
C26
GND

AMP_AUOUTL
RA1
AMP_LIN
AMP_AUOUTR
RA2
AMP_RIN
RA3
RA4
CA1
CA2
GND
SCART_LINEOUTL
SCART_LINEOUTR
C27
C28
GND

R110
CI3
VCOM0
R140
AV_IN
R141
GND
GND
R143

XTALI
CF1
GND
Y1
RF1
XTALO
CF3
GND

3V3_STB
R7
PWM1
R8
R9
BRI_ADJ_PWM0
R10
GND

5V_STB
CF2
System_RST
RF2
System_RST
RF3
DF1
DF2
GND

UART-TX/DDC1
RV2
UART-TX/DDC
5V_STB
RV3
UART-RX/DDC
UART-RX/DDC1

RT1
M_SDA
3V3_Tun
RT3
M_SCL

3V3_STB
UF1
3V3_STB
SPI_CSN
CS#
Vcc
SPI_DO
SO
HOLD#
WP#
SCLK
SPI_CLK
Vss
SI
SPI_DI
CF5
GND
CF4
GND

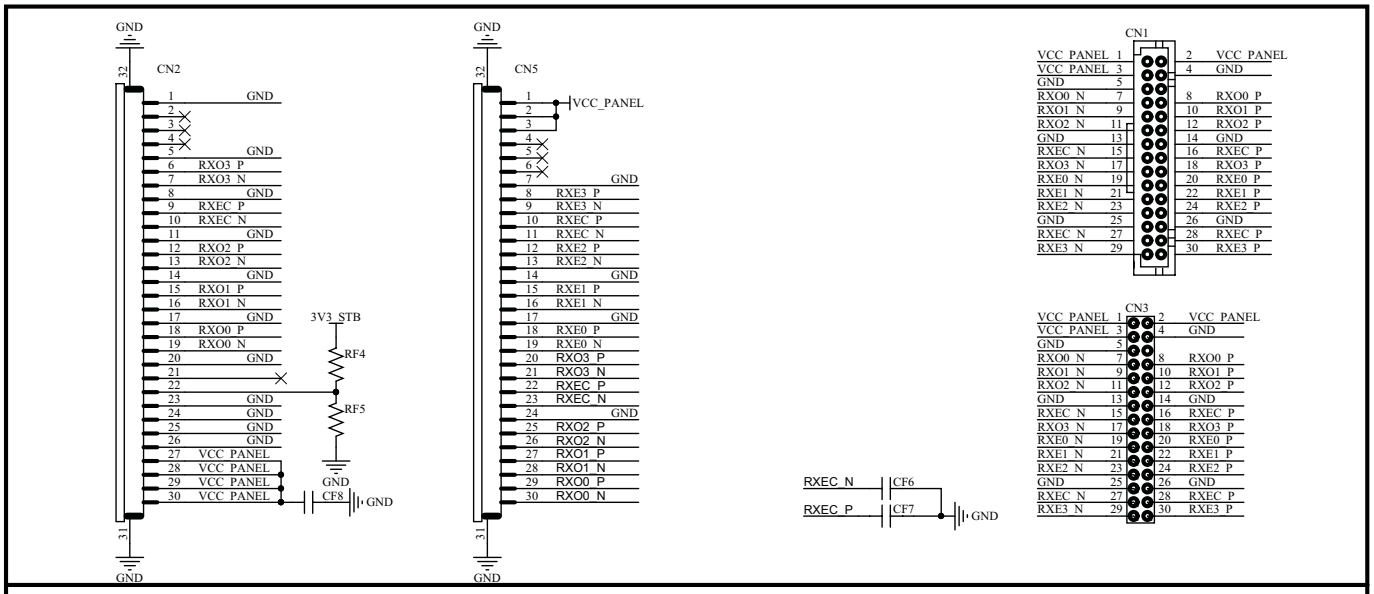
CN2
CN5
CN1
CN3
GND
VCC_PANEL
3V3_STB
RF4
RF5
CF8
CF6
CF7
RXEC_N
RXEC_P
RXO0_P
RXO0_N
RXO1_P
RXO1_N
RXO2_P
RXO2_N
RXO3_P
RXO3_N
RXE0_P
RXE0_N
RXE1_P
RXE1_N
RXE2_P
RXE2_N
RXE3_P
RXE3_N

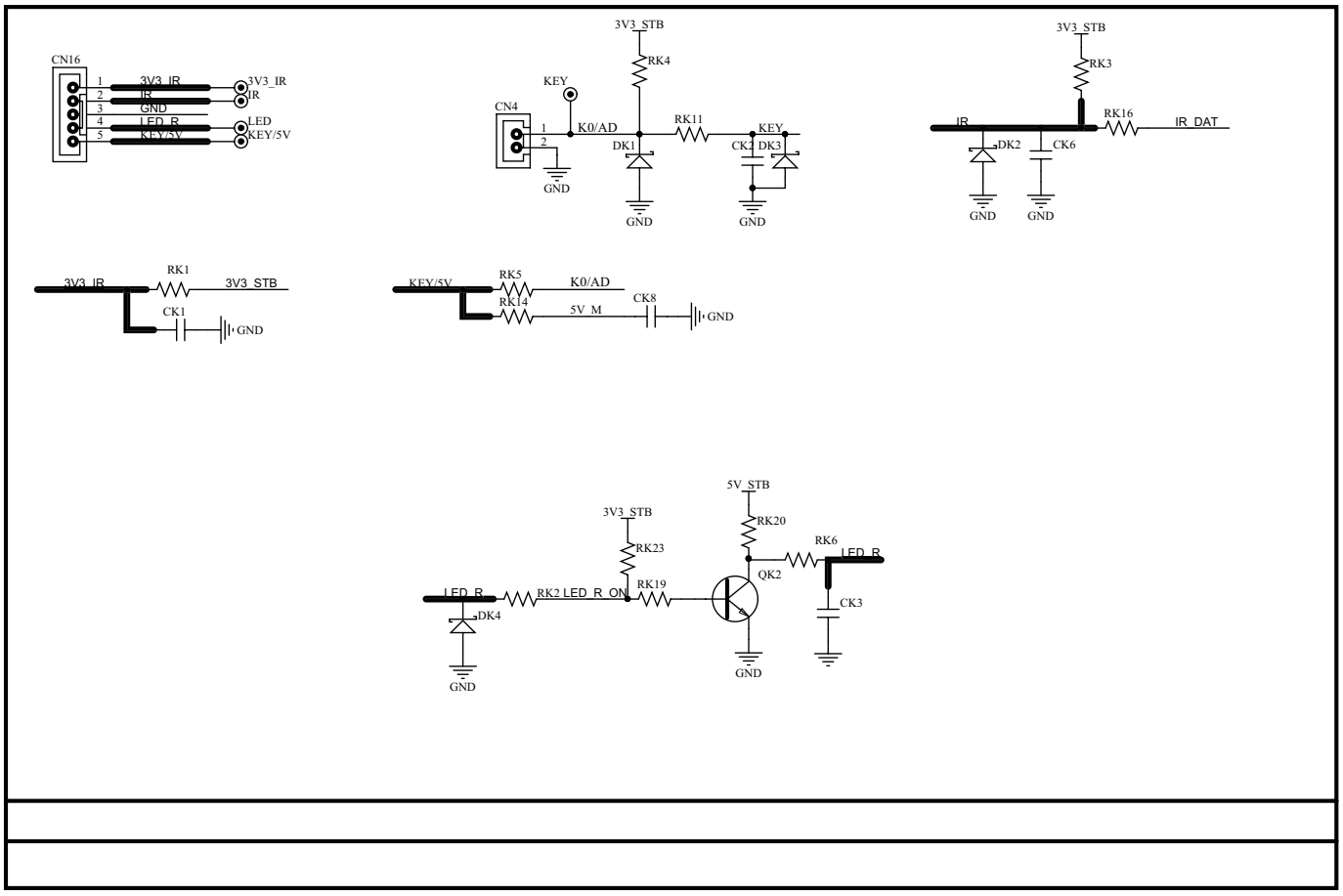
CN16
3V3_IR
IR
GND
LED_R
KEY/5V
LED
CN4
KEY
K0/AD
RK4
RK11
DK1
CK2
DK3
RK3
RK16
IR_DAT
DK2
CK6
RK1
CK1
RK5
RK14
5V_M
CK8
5V_STB
RK20
RK23
RK19
RK2
LED_R_ON
QK2
RK6
CK3
DK4

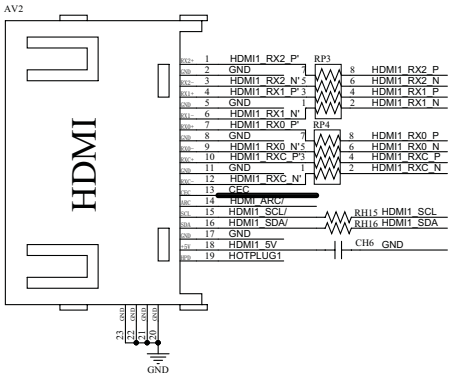
AV2
HDMI
HDMI1_RX2_P
GND
HDMI1_RX2_N
HDMI1_RX1_P
GND
HDMI1_RX1_N
HDMI1_RX0_P
GND
HDMI1_RX0_N
HDMI1_RXC_P
GND
HDMI1_RXC_N
CEC
HDMI_ARC/
HDMI1_SCL/
HDMI1_SDA/
GND
HDMI1_5V
HOTPLUG1
RP3
RP4
RH15 HDMI1_SCL
RH16 HDMI1_SDA
CH6 GND
GND

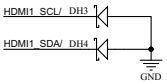
HDMI1_SCL/ DH3
HDMI1_SDA/ DH4
GND

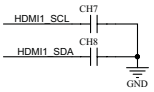
HDMI1_SCL
CH7
HDMI1_SDA
CH8
GND

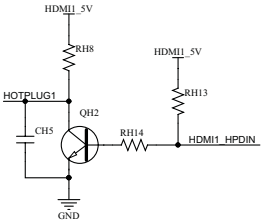
HDMI1_5V
RH8
HOTPLUG1
CH5
QH2
HDMI1_5V
RH13
RH14
HDMI1_HPDIN
GND

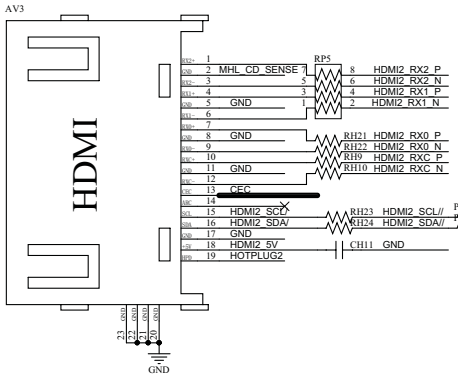
AV3
HDMI
MHL_CD_SENSE
GND
HDMI2_RX2_P
HDMI2_RX2_N
HDMI2_RX1_P
HDMI2_RX1_N
HDMI2_RX0_P
HDMI2_RX0_N
HDMI2_RXC_P
HDMI2_RXC_N
CEC
HDMI2_SCL/
HDMI2_SDA/
GND
HDMI2_5V
HOTPLUG2
RP5
RH21
RH22
RH9
RH10
RH23 HDMI2_SCL//
RH24 HDMI2_SDA//
PCB短路
RH35 HDMI2_SCL
RH36 HDMI2_SDA
CH11 GND
GND

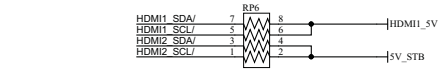
HDMI1_SDA/
HDMI1_SCL/
HDMI2_SDA/
HDMI2_SCL/
RP6
HDMI1_5V
5V_STB

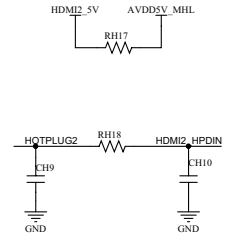
HDMI2_5V
AVDD5V_MHL
RH17
HOTPLUG2
RH18
HDMI2_HPDIN
CH9
CH10
GND
GND

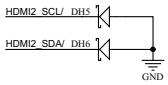
HDMI2_SCL/ DH5
HDMI2_SDA/ DH6
GND

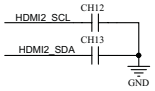
HDMI2_SCL
CH12
HDMI2_SDA
CH13
GND

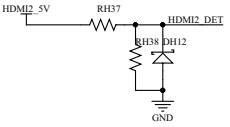
HDMI2_5V
RH37
HDMI2_DET
RH38
DH12
GND

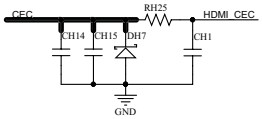
CEC
RH25
HDMI_CEC
CH14
CH15
DH7
CH1
GND

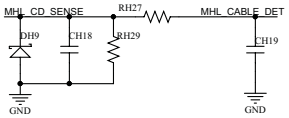
MHL_CD_SENSE
RH27
MHL_CABLE_DET
DH9
CH18
RH29
CH19
GND
GND

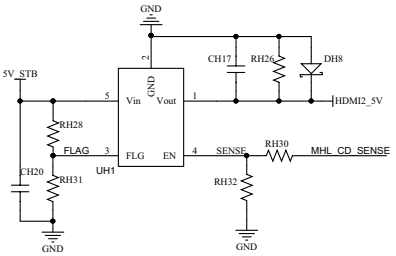
GND
5V_STB
CH17
RH26
DH8
GND
Vin
Vout
HDMI2_5V
RH28
FLAG
FLG
EN
SENSE
RH30
MHL_CD_SENSE
UH1
CH20
RH31
RH32
GND
GND

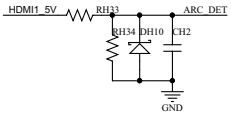
HDMI1_5V
RH33
ARC_DET
RH34
DH10
CH2
GND

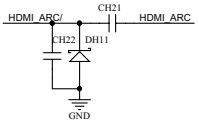
HDMI_ARC/
CH21
HDMI_ARC
CH22
DH11
GND
GND

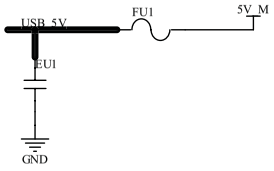
USB_5V
FU1
5V_M
EU1
GND

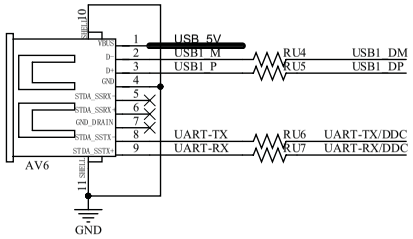
USB_5V
USB1_M
USB1_P
RU4
RU5
USB1_DM
USB1_DP
UART-TX
UART-RX
RU6
RU7
UART-TX/DDC
UART-RX/DDC
AV6
GND

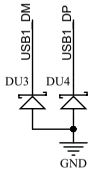
USB1_DM
USB1_DP
DU3
DU4
GND

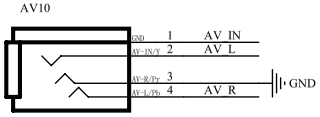
AV10
AV_IN
AV_L
AV_R
GND

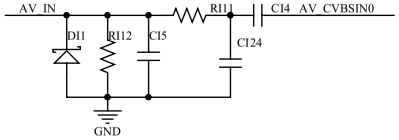
AV_IN
RI11
CI4 AV_CVBSIN0
DI1
RI12
CI5
CI24
GND

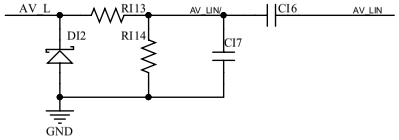
AV_L
RI13
AV_LIN/
CI6
AV_LIN
DI2
RI14
CI7
GND

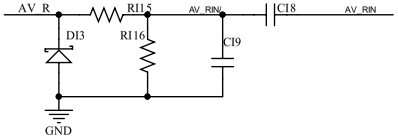
AV_R
RI15
AV_RIN/
CI8
AV_RIN
DI3
RI16
CI9
GND

AV_LIN/
RI17
AV_RIN/
RI18
GND

AV_L
CI25
AV_R
CI26
GND

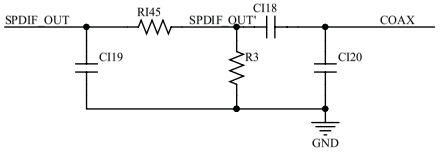
SPDIF_OUT
RI45
SPDIF_OUT'
CI18
COAX
CI19
R3
CI20
GND

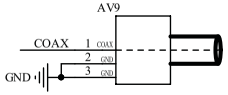
AV9
COAX
GND

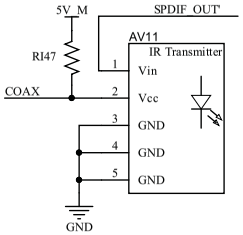
5V_M
SPDIF_OUT'
AV11
IR Transmitter
RI47
COAX
Vin
Vcc
GND
GND
GND
GND

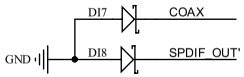
DI7
COAX
GND
DI8
SPDIF_OUT'

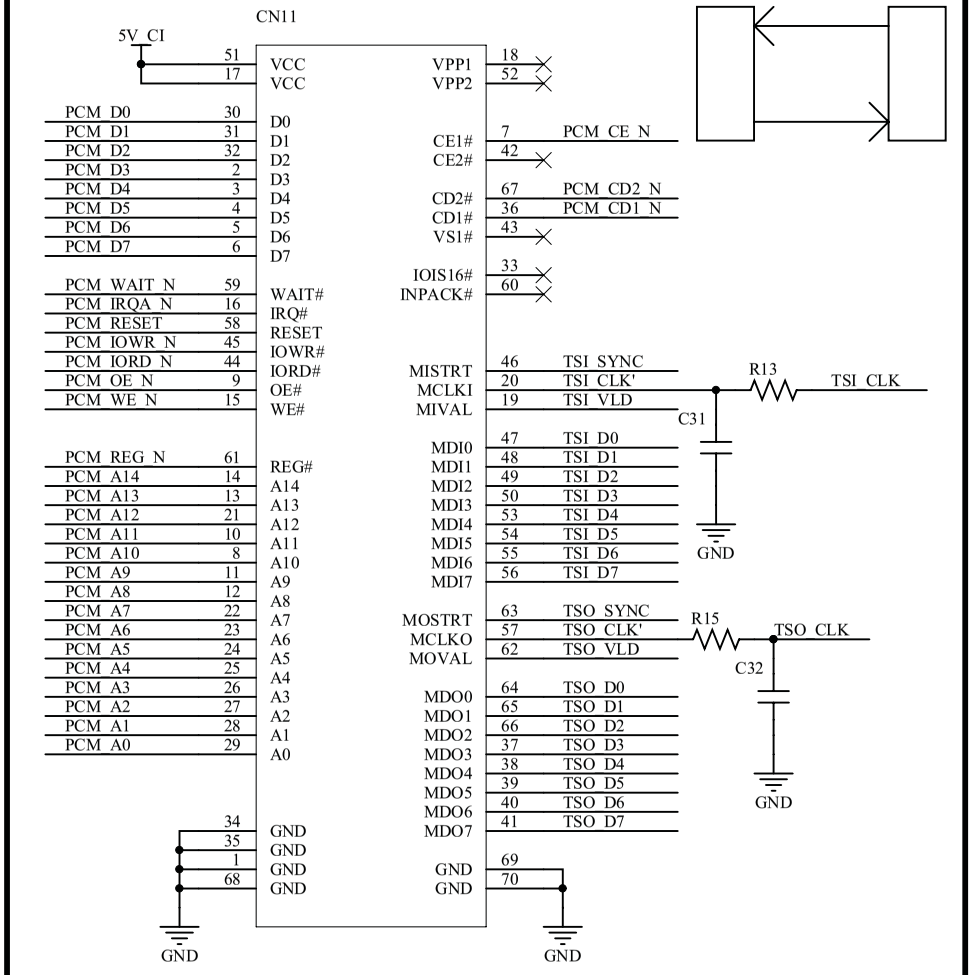
CN11
5V_CI
51 VCC
17 VCC
PCM_D0 30 D0
PCM_D1 31 D1
PCM_D2 32 D2
PCM_D3 2 D3
PCM_D4 3 D4
PCM_D5 4 D5
PCM_D6 5 D6
PCM_D7 6 D7
PCM_WAIT_N 59 WAIT#
PCM_IRQA_N 16 IRQ#
PCM_RESET 58 RESET
PCM_IOWR_N 45 IOWR#
PCM_IORD_N 44 IORD#
PCM_OE_N 9 OE#
PCM_WE_N 15 WE#
PCM_REG_N 61 REG#
PCM_A14 14 A14
PCM_A13 13 A13
PCM_A12 21 A12
PCM_A11 10 A11
PCM_A10 8 A10
PCM_A9 11 A9
PCM_A8 12 A8
PCM_A7 22 A7
PCM_A6 23 A6
PCM_A5 24 A5
PCM_A4 25 A4
PCM_A3 26 A3
PCM_A2 27 A2
PCM_A1 28 A1
PCM_A0 29 A0
34 GND
35 GND
1 GND
68 GND
GND
VPP1 18
VPP2 52
CE1# 7 PCM_CE_N
CE2# 42
CD2# 67 PCM_CD2_N
CD1# 36 PCM_CD1_N
VS1# 43
IOIS16# 33
INPACK# 60
MISTRT 46 TSI_SYNC
MCLKI 20 TSI_CLK'
MIVAL 19 TSI_VLD
R13
TSI_CLK
C31
GND
MDI0 47 TSI_D0
MDI1 48 TSI_D1
MDI2 49 TSI_D2
MDI3 50 TSI_D3
MDI4 53 TSI_D4
MDI5 54 TSI_D5
MDI6 55 TSI_D6
MDI7 56 TSI_D7
MOSTRT 63 TSO_SYNC
MCLKO 57 TSO_CLK'
MOVAL 62 TSO_VLD
R15
TSO_CLK
C32
GND
MDO0 64 TSO_D0
MDO1 65 TSO_D1
MDO2 66 TSO_D2
MDO3 37 TSO_D3
MDO4 38 TSO_D4
MDO5 39 TSO_D5
MDO6 40 TSO_D6
MDO7 41 TSO_D7
GND 69
GND 70
GND
GND

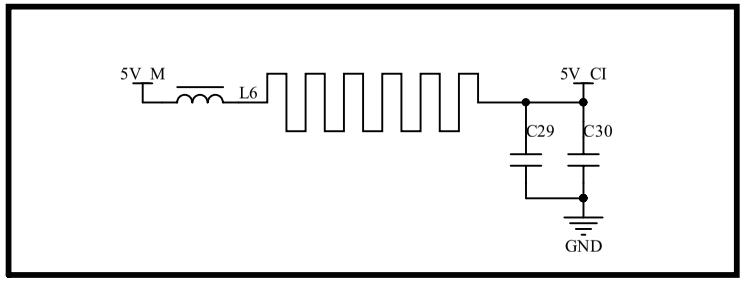
5V_M
L6
5V_CI
C29
C30
GND

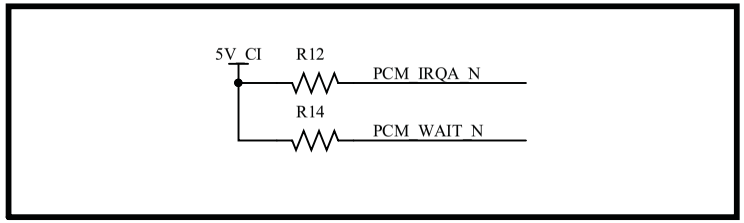
5V_CI
R12
PCM_IRQA_N
R14
PCM_WAIT_N

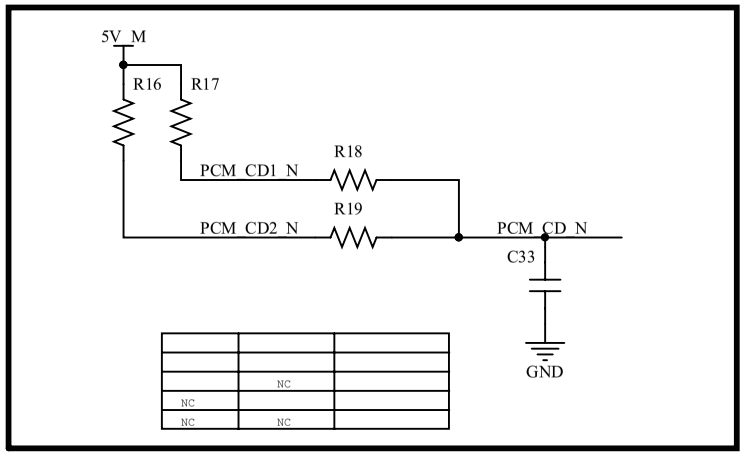
5V_M
R16
R17
PCM_CD1_N
R18
PCM_CD2_N
R19
PCM_CD_N
C33
GND
NC
NC
NC
NC

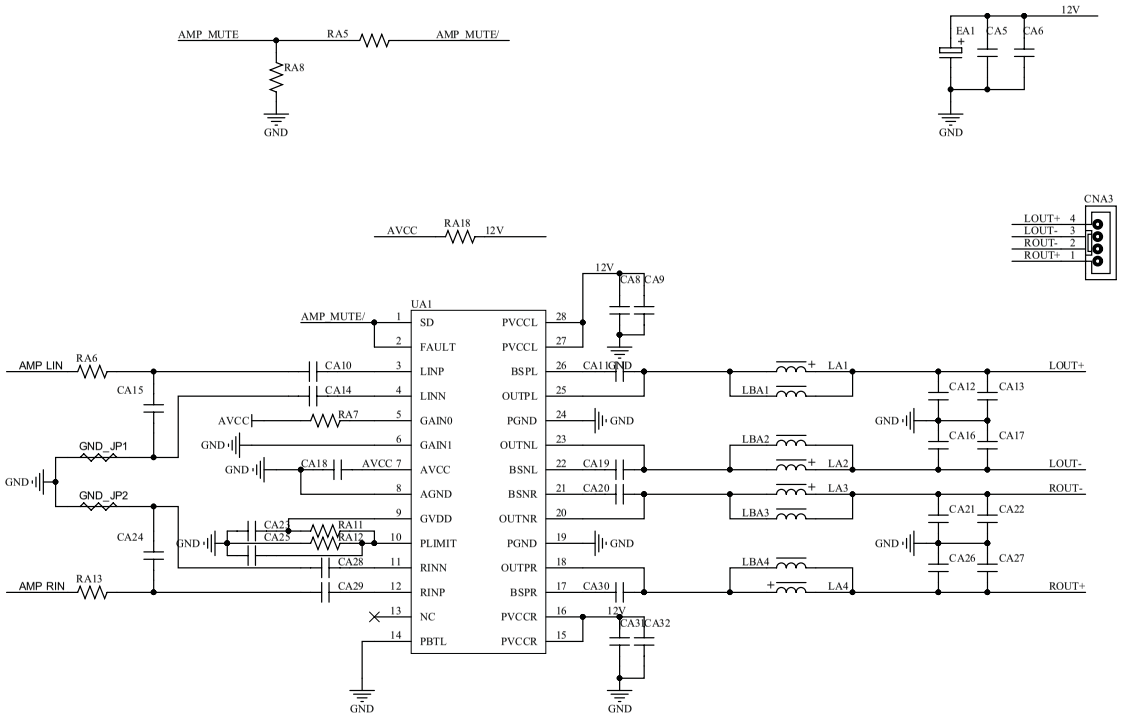
AMP_MUTE
RA5
AMP_MUTE/
RA8
GND
12V
EA1
CA5
CA6
GND
AVCC
RA18
12V
CNA3
LOUT+ 4
LOUT- 3
ROUT- 2
ROUT+ 1
12V
CA8
CA9
UA1
AMP_MUTE/
1 SD
2 FAULT
3 LINP
4 LINN
5 GAIN0
6 GAIN1
7 AVCC
8 AGND
9 GVDD
10 PLIMIT
11 RINN
12 RINP
13 NC
14 PBTL
28 PVCCL
27 PVCCL
26 BSPL
25 OUTPL
24 PGND
23 OUTNL
22 BSNL
21 BSNR
20 OUTNR
19 PGND
18 OUTPR
17 BSPR
16 PVCCR
15 PVCCR
AMP LIN
RA6
CA10
CA14
CA15
AVCC
RA7
GND
GND_JP1
GND
CA18
AVCC
GND_JP2
CA24
CA25
RA11
RA12
CA28
CA29
AMP RIN
RA13
CA11
GND
CA19
CA20
GND
CA30
12V
CA31
CA32
GND
GND
LA1
LBA1
LA2
LBA2
LA3
LBA3
LA4
LBA4
LOUT+
LOUT-
ROUT-
ROUT+
CA12
CA13
CA16
CA17
CA21
CA22
CA26
CA27

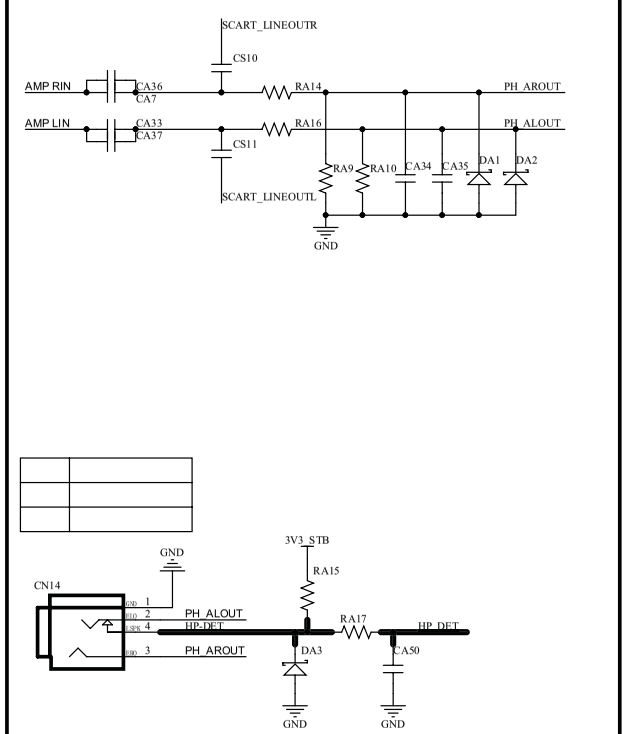
SCART_LINEOUTR
CS10
AMP RIN
CA36
CA7
RA14
PH_AROUT
AMP LIN
CA33
CA37
RA16
PH_ALOUT
CS11
RA9
RA10
CA34
CA35
DA1
DA2
SCART_LINEOUTL
GND
GND
3V3_STB
RA15
CN14
GND
1
2
4
3
PH_ALOUT
HP_DET
PH_AROUT
RA17
HP_DET
DA3
CA50
GND
GND

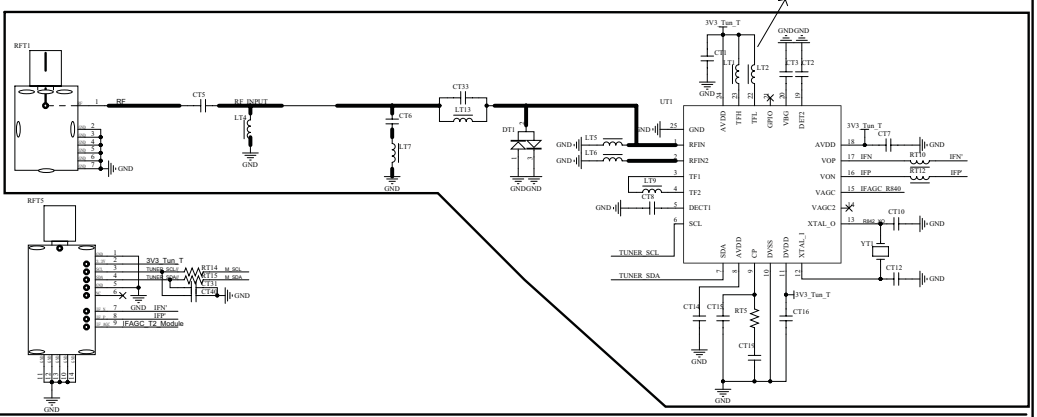
RFT1
RF
RF_INPUT
CT5
LT4
CT6
LT7
CT33
LT23
DT1
GND
GNDGND
UT1
3V3_Tun_T
GNDGND
CT8
LT7
LT2
CT3 CT2
AVDD
TFH
TFL
GPIO
VBG
DTE2
GND
RFIN
RFIN2
TF1
TF2
DECT1
SCL
LT5
LT6
LT9
CT9
AVDD
VOP
VON
VAGC
VAGC2
XTAL_O
IFN'
IFP
IFAGC_T2_Module
RT12
CT7
RT16
RB42_KO
CT10
YT1
CT12
TUNER_SCL
TUNER_SDA
SDA
AVDD
CP
DVSS
DVDD
XTAL_I
CT14
CT15
RT5
CT16
CT19
RFT5
RT14
RT15
CT25
M_SCL
M_SDA
IFN
IFP
IFAGC_T2_Module

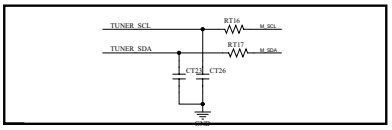
TUNER_SCL
TUNER_SDA
RT16
RT17
M_SCL
M_SDA
CT23
CT26
GND

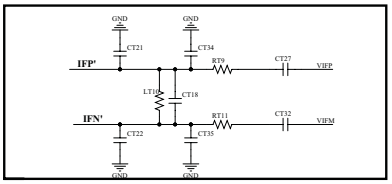
GND
GND
CT21
CT34
IFP'
RT9
CT27
VIFP
LT10
CT18
IFN'
RT11
CT32
VIFM
CT22
CT35
GND
GND

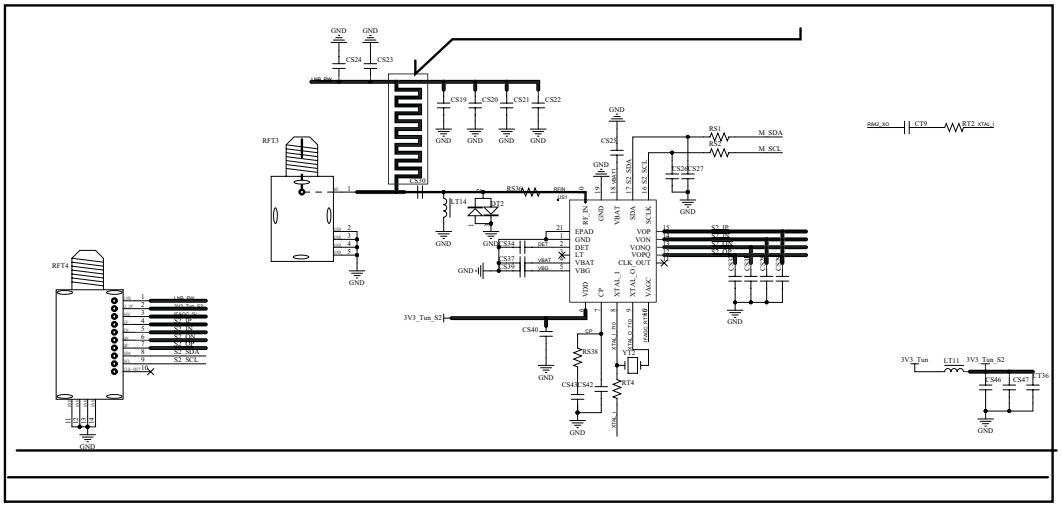
GND
GND
CS24
CS23
USB_PW
CS19
CS20
CS21
CS22
RFT3
CS30
RT14
DZ2
RS36
RFIN
CS25
RS1
M_SDA
M_SCL
CS26
CS27
RB42_KO
CT9
RT2
XTAL_I
RF_IN
GND
VBAT
SDA
SCLK
EPAD
GND
DIET
LT
VBAT
VBG
VOP
VON
VONQ
VOPQ
CLK_OUT
XTAL_I
XTAL_O
VAGC
VDD
CP
CS34
CS37
CS39
S2_IP
S2_IN
S2_QP
S2_QN
CS41
CS42
CS43
CS44
RFT4
USB_PW
S2_IP
S2_IN
S2_QP
S2_QN
S2_SDA
S2_SCL
3V3_Tun_S2
CS40
RS38
YT2
RT4
CS43
CS42
3V3_Tun
LT11
3V3_Tun_S2
CS46
CS47
CT36

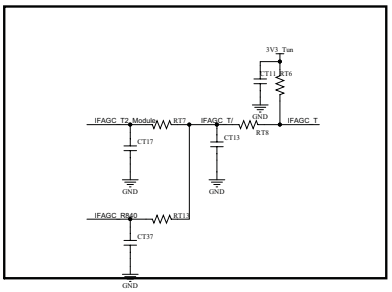
3V3_Tun
CT11
RT6
GND
IFAGC_T2_Module
RT7
IFAGC_T/
RT8
IFAGC_T
CT17
CT13
GND
GND
IFAGC_RS40
RT13
CT37
GND

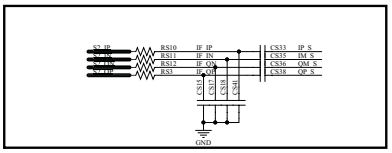
S2_IP
S2_IN
S2_QP
S2_QN
RS10
RS11
RS12
RS3
IF_IP
IF_IN
IF_QP
IF_QN
CS33
CS35
CS36
CS38
IP_S
IM_S
QM_S
QP_S
CS41
CS43
CS42
CS44
GND

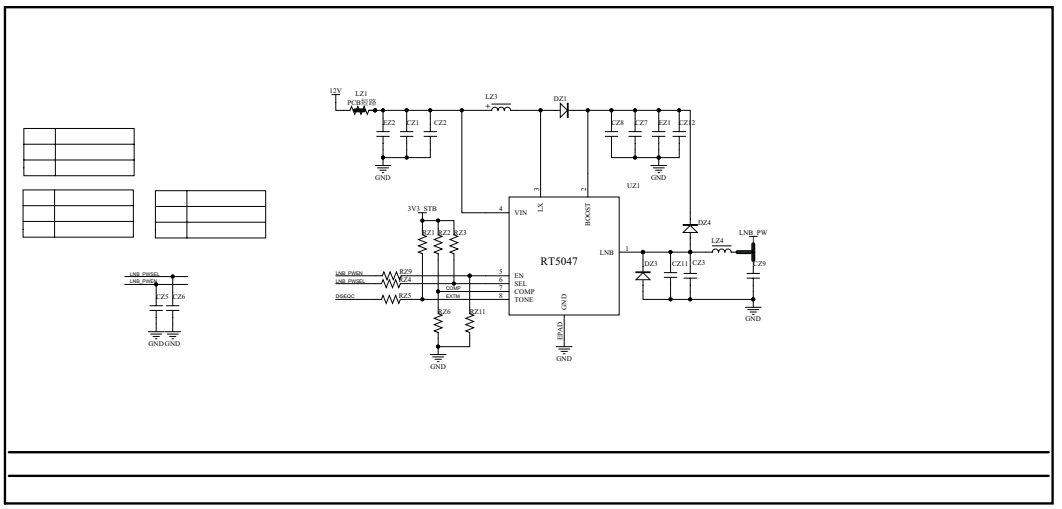
12V
LZ1
PCB(FB)
LZ2
CZ1
CZ2
LZ3
DZ1
CZ8
CZ7
CZ1
CZ12
GND
UZ1
3V3_STB
RZ1
RZ2
RZ3
VIN
LX
BOOST
RT5047
EN
SEL
COMP
TONE
GND
EPAD
DZ4
LNB_PW
LZ4
LNB
DZ3
CZ11
CZ3
CZ9
USB_PWSEL
CZ5
CZ6
USB_PWON
RZ9
RZ4
USB_PWSEL
COMP
DISEOC
RZ5
EXTM
RZ6
RZ11

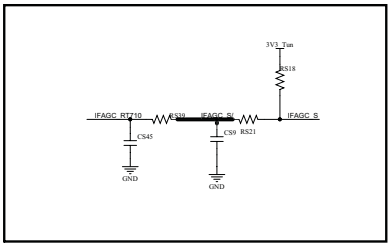
3V3_Tun
RS18
IFAGC_RT710
RS30
IFAGC_S
RS21
IFAGC_S
CS45
CS9
GND
GND

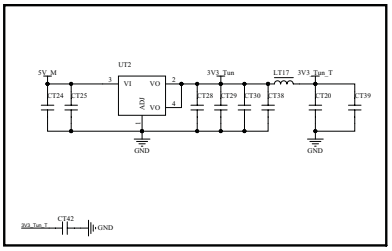
5V_M
UT2
VI
VO
AIO
VO
3V3_Tun
LT17
3V3_Tun_T
CT24
CT25
CT28
CT29
CT30
CT38
CT20
CT39
GND
GND
3V3_Tun_T
CT42
GND

1、纸箱

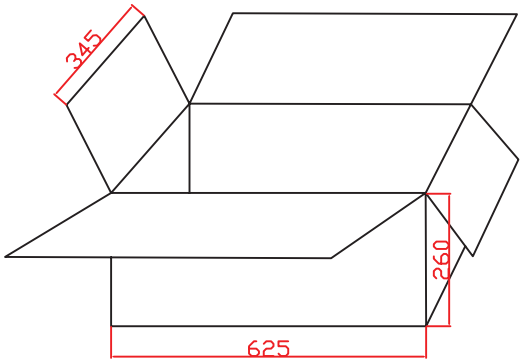

2、平卡

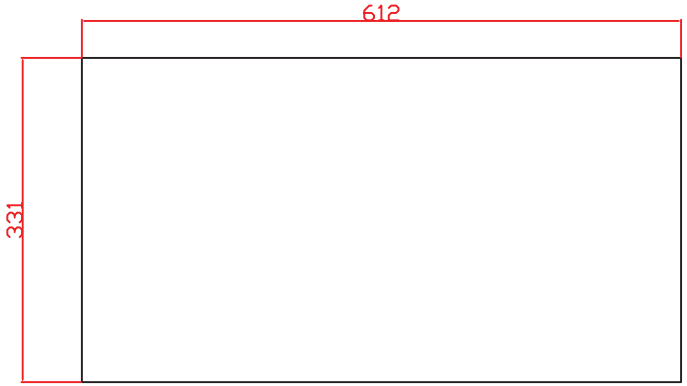

3、8刀卡

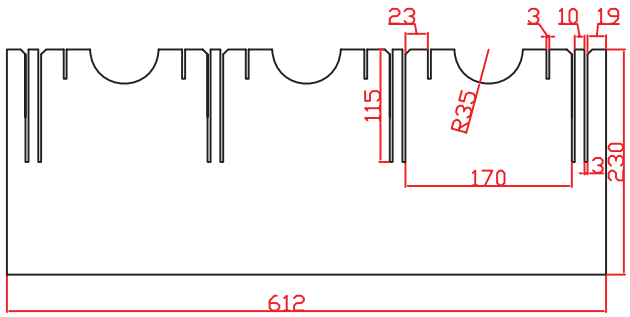

4、11刀卡

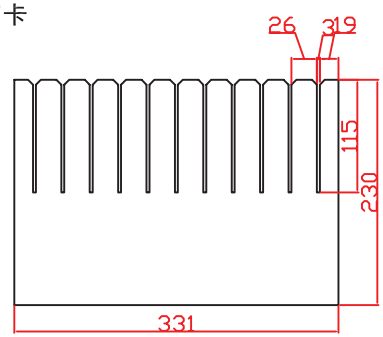

5、气泡袋

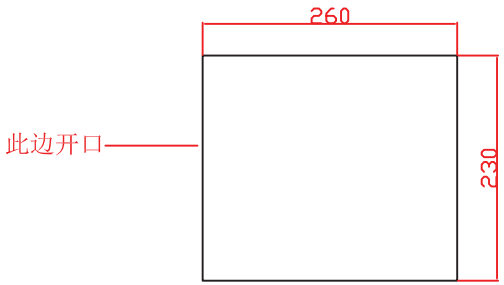

6、副刀卡



包材用量与明细

序号	名称+规格+材质	料号	用量
1	纸箱625×345×260mm(K=A)	0	1
2	平卡612×331mm(A3A)	0	2
3	8刀卡612×230mm(A3A)	0	11
4	11刀卡331×230mm(A3A)	0	8
5	副刀卡331×30mm(A3A)	0	6
6	防静电气泡袋230×260mm(窄边开口)	0	30
以下空白			

每箱数量：30pcs

备注：
所有材质必须符合RoHS
材质耐破：
K=A最低耐破 12 kgf/cm2
A=A最低耐破 8 kgf/cm2
A=B最低耐破 8 kgf/cm2
A3A最低耐破 7 kgf/cm2
边压强度 4000N
气泡袋表面阻抗 10^{6}-$10^{11}\Omega$
3与4的刀卡需要进行组装

CVTE 广州视源电子科技股份有限公司
GUANGZHOU SHI YUAN ELECTRONIC CO.,LTD.

适用板卡尺寸：200×170×26mm		
版本（REV）	V1.30	未标准尺寸误差分段 <5=±0.1 >5～12=±0.15 >12～30=±0.2 >30～150=±0.3
客户（DRAWN）		
制定（DRAWN）	黄彦超	
审核(CHECKED)		单位(Unit)：mm
日期(DATE)	2014.1.14	比例(Scale)1:1

TV系列
图号：SY-004S

THIRD ANGLE PROJECTION

名称：唛头印刷式样图

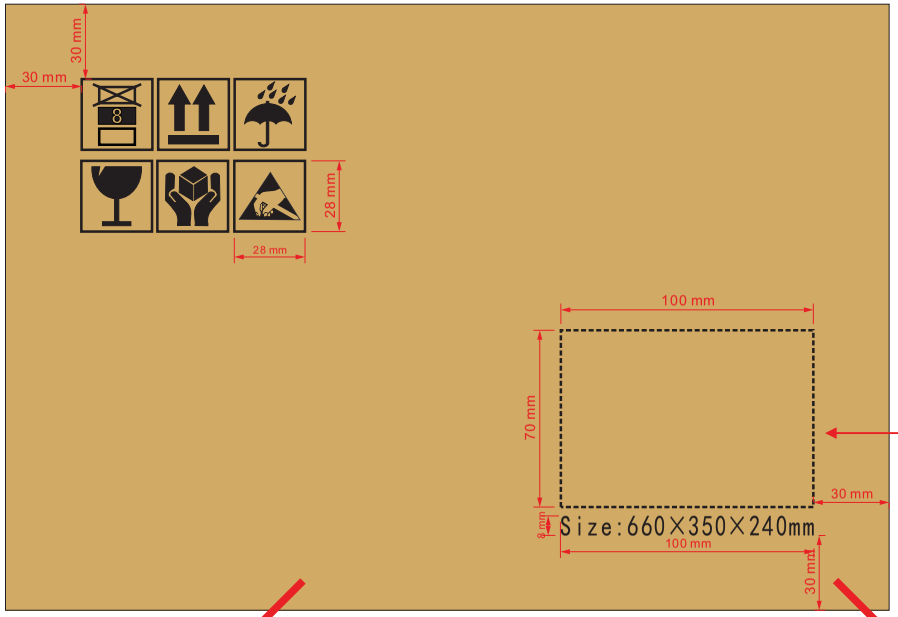

Model (型号):	T.MS18VG.91A
Lot NO. (批号):	SA12092301
Quantity(数量)	40Pcs
Net weight(净重):	6Kg
Gross weight(毛重):	8Kg
CTN. NO. (箱号):	1/30
Date(日期):	2012/12/26

唛头标贴一式两份
铜版纸100×70mm
注:上表右栏信息仅供参考

注意:Size印刷以实际外箱尺寸为准(长×宽×高);

印刷位置:印宽面如下图(宽面);
另:纸箱接口必须采用打订方式;

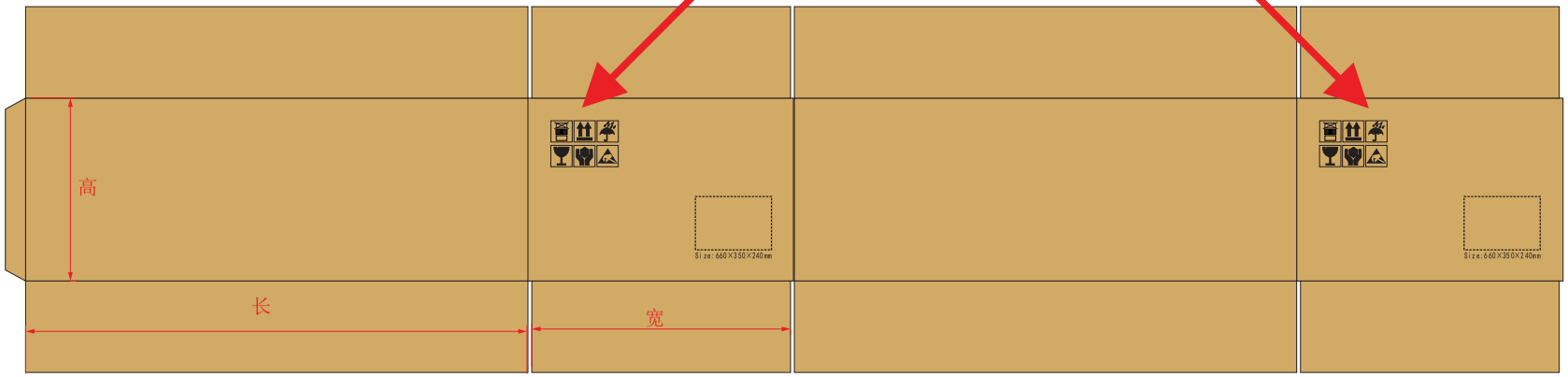

包材用量与明细			每箱数量：/pcs	
序号	名称+规格+材质	料号	用量	备注：
				印刷油墨必须符号RoHS要求

CVTE 广州视源电子科技股份有限公司
GUANGZHOU SHI YUAN ELECTRONIC CO.,LTD.

适用范围:板卡系列所有纸箱(通用要求)			TV系列
版本 (REV)	V1.10	未标准尺寸误差分段 <5=±0.1 >5～12=±0.15 >12～30=±0.2 >30～150=±0.3	
客户 (DRAWN)			
制定 (DRAWN)	张 峰		THIRD ANGLE PROJECTION
审核(CHECKED)		单位(Unit): mm	
日期(DATE)	2012/12/26	比例(Scale)1:1	